

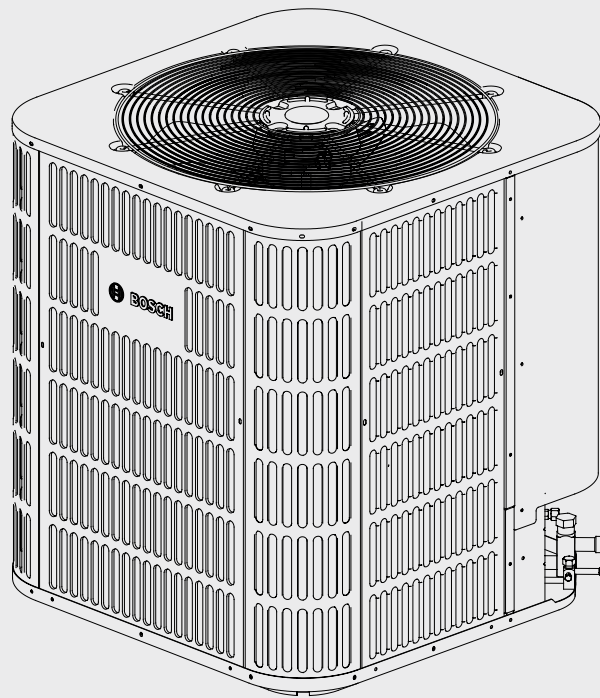


BOSCH

Product Specifications

Bosch IDS Heat Pump Light Series Condensing Unit

2-3-4-5 Ton Capacity | R454B



BTC 762008305 B / 01.2025



Table of Contents

1 Product Features	4
1.1 Standard Features	4
1.2 Cabinet Features	4
2 Nomenclature	5
3 Product Specifications	6
4 Extended Performance Data	7
4.1 IDS Light ODU + IDS Light AHU – Cooling Mode	7
4.2 IDS Light ODU + IDS Light AHU – Heating Mode	13
4.3 IDS Light ODU + IDS Premium AHU – Cooling Mode	16
4.4 IDS Light ODU + IDS Premium AHU – Heating Mode	28
5 Model & Part Numbers	34
6 AHRI 210/240 Performance Data	35
7 Sound Data	36
8 Dimensions	37

1 Product Features

1.1 Standard Features

- Designed to use R454B Refrigerant
- Inverter Compressor (33%-128% Speed), Modulation in 1% Increments
- Intelligent Oil Return Technology
- Inverter Driven Rotary Compressor
- Crankcase Heater Standard
- Compressor Sound Blanket
- Multiple System Protection:
 - High pressure switch and low pressure transducer
 - Compressor liquid return protection
 - Compressor high or low compression ratio protection
 - Compressor high temperature protection
 - High / low voltage protection and over current protection
 - IPM and electronic control board high temperature protection
- Outdoor coil is capable of withstanding 1000 hour salt spray test according to ASTM B117 standard
- AHRI certified; ETL listed

1.2 Cabinet Features

- Wind Load compliant per Florida Building Code - 2020
- Baked-on powder paint finish
- Wire fan discharge grille
- Steel louver coil guard

2 Nomenclature

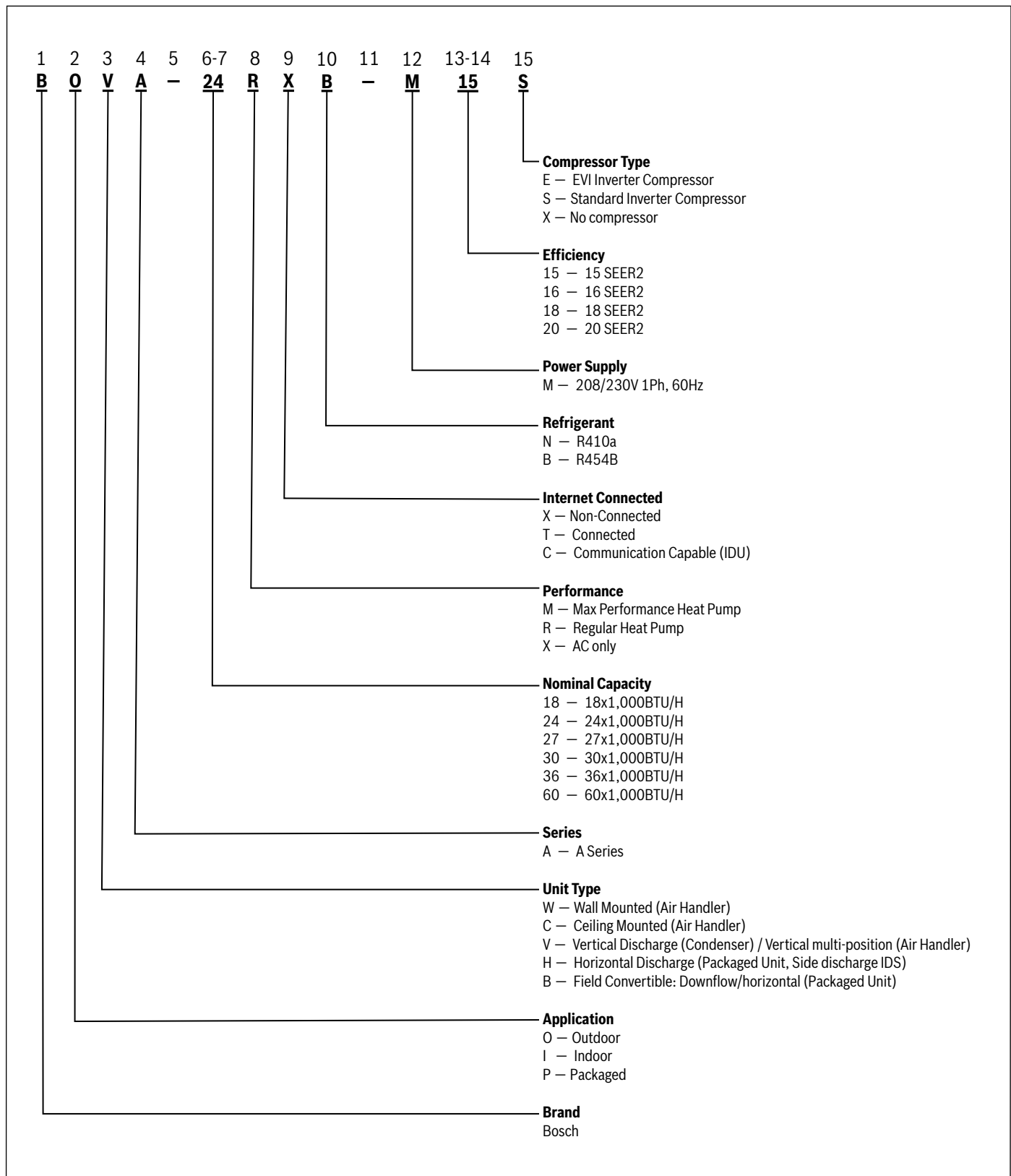


Figure 1

3 Product Specifications

	BOVA15-24	BOVA15-36	BOVA15-60
Cooling Capacity			
Nominal Cooling (BTU/h)	24,000	34,200	54,000
Nominal Heating (BTU/h)	24,000	34,600	56,000
Decibels([dB(A)])			
Max @ 100% load	74.9	76.0	78.3
Min @ min load	59.0	60.4	61.3
Compressor			
RLA	16	19	29
Condenser Fan Motor			
Horsepower (HP)	1/3	1/3	1/3
FLA	1.8	2.0	2.4
Refrigeration System			
Refrigerant Line Size¹			
Liquid Line Size (OD)	3/8"	3/8"	3/8"
Suction Line Size (OD)	3/4"	3/4"	7/8"
Refrigerant Connection Size			
Liquid Valve Size (OD)	3/8"	3/8"	3/8"
Suction Valve Size (OD)	3/4"	3/4"	7/8"
Refrigerant Charge (R454B)	4 lbs. 13 oz.	5 lbs. 11 oz.	8 lbs. 2 oz.
Expansion Device	EEV	EEV	EEV
Maximum Line Length	100 FT	100 FT	100 FT
Maximum Elevation Difference	50 FT	50 FT	50 FT
Operating Range			
Cooling	40-120°F		
Heating	3~86°F		
Electrical Data			
Voltage-Phase-Hz	208/230-1-60	208/230-1-60	208/230-1-60
Minimum Circuit Ampacity²	21.8	25.8	38.7
Max. Overcurrent Protection³	35	40	60
Max Fuse Size	30	30	45
Min/Max Volts	187V/253V		
Weight			
Net Weight (without packaging) (lbs)	122	129	181
Gross Weight (including packaging) (lbs)⁴	130	137	190
Dimensions			
Unit L x W x H (in.)	28 x 28 x24-15/16	28 x 28 x24-15/16	29-1/8×29-1/8×33-3/16
Outdoor Coil			
Net face area - sq.ft. Outer Coil	12.69	12.69	18.25
Tube diameter-in.	9/32" (7mm)	9/32" (7mm)	9/32" (7mm)
No.of rows	1	2	2
Fins per inch	19	17	19

Table 1

¹ Tested and rated in accordance with AHRI Standard 210/240.

² Wire size should be determined in accordance with National Electrical Codes; extensive wire runs will require larger wire sizes.

³ Must use time-delay fuses or HACR-type circuit breakers of the same size as noted.

⁴ Weight values are estimated.



Always check the rating plate for electrical data on the unit being installed.

Unit is factory charged with refrigerant for 15' of 3/8" liquid line.

System charge must be adjusted per Installation Instructions Final Charge Procedure.

TXV is required at indoor unit to match our outdoor unit.

4 Extended Performance Data

4.1 IDS Light ODU + IDS Light AHU – Cooling Mode

BOVA-24RXB-M15S+BIVA-24RXB-M15X (Cooling)																			
Indoor Airflow (CFM)	Outdoor DB (°F)	IWB (°F) IDB (°F)	59				63				67				71				
			70	75	80	85	70	75	80	85	70	75	80	85	70	75	80	85	
600	65	TC	14.1	14.0	14.0	14.1	15.6	15.4	15.3	15.2	19.2	18.4	18.2	18.1	/	22.8	22.5	22.4	
		S/T	67.9	80.2	92.2	100.0	53.5	64.9	76.1	86.8	41.6	51.1	60.6	69.8	/	40.2	48.0	55.5	
		kW	1.0	1.0	1.0	1.0	1.0	1.0	1.0	1.0	1.2	1.2	1.2	1.2	/	1.3	1.3	1.3	
	75	TC	13.9	13.9	13.8	14.1	15.2	15.1	15.1	15.0	17.9	17.7	18.1	18.0	/	21.8	21.6	21.1	
		S/T	68.1	80.5	92.7	100.0	53.6	65.2	76.5	87.2	41.2	51.2	60.7	69.9	/	39.9	48.1	56.0	
		kW	1.1	1.1	1.1	1.1	1.1	1.1	1.1	1.1	1.2	1.2	1.2	1.2	/	1.4	1.4	1.4	
	85	TC	12.0	12.0	11.9	12.5	13.1	13.0	13.0	12.9	16.3	16.2	16.2	16.0	/	20.0	19.8	19.7	
		S/T	71.0	85.2	98.2	100.0	54.6	68.0	81.1	93.5	40.8	51.7	62.5	72.8	/	39.5	48.4	56.9	
		kW	1.1	1.1	1.1	1.1	1.1	1.1	1.1	1.1	1.3	1.3	1.3	1.3	/	1.5	1.5	1.5	
	95	TC	12.6	12.5	12.5	12.9	13.7	13.6	13.6	13.5	15.2	15.2	15.0	14.9	/	18.9	18.5	18.4	
		S/T	70.0	83.7	96.7	100.0	54.3	67.1	79.6	91.5	40.6	52.2	63.9	74.8	/	39.3	48.8	57.8	
		kW	1.5	1.5	1.5	1.5	1.5	1.5	1.5	1.5	1.5	1.5	1.5	1.5	/	1.8	1.7	1.7	
	105	TC	11.4	11.4	11.4	12.0	12.4	12.4	12.3	12.3	14.5	14.3	14.2	14.1	/	18.5	18.3	18.1	
		S/T	72.1	87.2	99.7	100.0	55.2	69.3	83.1	95.7	40.4	52.8	65.0	76.6	/	39.2	48.8	58.1	
		kW	1.6	1.6	1.6	1.5	1.5	1.5	1.5	1.5	1.6	1.6	1.6	1.6	/	2.1	2.0	2.0	
	800	115	TC	9.7	9.7	10.0	11.2	11.4	11.4	11.3	11.2	15.1	14.9	14.7	14.6	/	18.4	18.2	18.1
			S/T	76.3	93.8	100.0	100.0	56.1	71.4	86.5	99.0	40.5	52.4	64.3	75.6	/	39.1	48.9	58.1
			kW	1.5	1.5	1.5	1.6	1.6	1.6	1.6	1.6	2.0	2.0	2.0	2.0	/	2.4	2.4	2.4
65		TC	20.2	20.1	20.5	22.7	26.0	25.9	25.8	25.3	30.3	29.8	29.8	29.7	/	35.5	34.5	34.1	
		S/T	74.0	89.9	100.0	100.0	54.9	67.3	79.6	92.0	41.4	52.4	63.2	73.3	/	39.8	49.3	58.4	
		kW	1.3	1.3	1.3	1.4	1.6	1.6	1.6	1.5	1.8	1.8	1.8	1.8	/	2.1	2.1	2.0	
75		TC	19.0	18.8	20.0	21.9	23.4	23.3	23.2	23.0	28.4	27.8	27.7	27.6	/	33.9	33.9	33.8	
		S/T	75.7	92.7	100.0	100.0	55.9	69.7	83.4	95.6	41.2	53.1	64.7	75.6	/	39.7	49.4	58.6	
		kW	1.3	1.3	1.4	1.4	1.5	1.5	1.5	1.5	1.9	1.8	1.8	1.8	/	2.3	2.3	2.3	
85		TC	15.8	16.2	17.9	20.4	20.5	20.5	20.0	20.5	26.8	26.8	26.8	26.7	/	31.1	30.9	30.8	
		S/T	81.7	98.3	100.0	100.0	57.5	73.1	89.6	99.7	41.1	53.5	65.5	76.7	/	39.6	50.2	60.2	
		kW	1.3	1.4	1.4	1.6	1.6	1.6	1.6	1.6	2.1	2.1	2.1	2.1	/	2.4	2.4	2.3	
95		TC	15.8	15.8	17.9	20.2	19.8	19.9	19.9	20.2	24.4	24.2	24.1	24.0	/	30.9	30.7	30.5	
		S/T	81.8	99.2	100.0	100.0	58.1	74.0	89.8	100.0	41.1	54.7	68.0	80.7	/	39.6	50.3	60.5	
		kW	1.6	1.6	1.8	2.0	1.9	1.9	1.9	2.0	2.2	2.2	2.2	2.2	/	2.8	2.8	2.8	
105		TC	15.1	15.1	17.4	20.2	19.3	19.3	19.1	20.3	24.0	23.9	23.8	23.7	/	29.8	29.5	29.4	
		S/T	83.6	100.0	100.0	100.0	58.5	75.1	91.6	100.0	41.1	54.9	68.4	81.2	/	39.6	50.7	61.2	
		kW	1.8	1.8	2.0	2.3	2.2	2.2	2.2	2.3	2.6	2.6	2.6	2.6	/	3.2	3.2	3.2	
900	115	TC	14.4	15.0	18.0	20.6	18.8	18.8	18.9	20.6	23.8	23.8	23.3	23.4	/	27.8	27.7	27.6	
		S/T	85.4	100.0	100.0	100.0	58.9	76.0	92.3	99.9	41.1	55.0	69.0	81.8	/	39.6	51.5	62.7	
		kW	2.0	2.1	2.5	2.8	2.5	2.5	2.5	2.8	3.1	3.1	3.0	3.0	/	3.5	3.5	3.5	
	65	TC	23.6	23.6	24.9	27.6	28.4	29.0	28.9	28.4	33.2	33.0	33.2	33.2	/	38.4	38.2	38.0	
		S/T	75.8	92.6	100.0	100.0	56.1	69.8	83.6	96.1	41.1	53.6	65.6	76.9	/	39.6	50.3	60.5	
		kW	1.6	1.6	1.7	1.8	1.9	1.9	1.9	1.9	2.2	2.2	2.2	2.2	/	2.6	2.5	2.5	
	75	TC	20.8	20.8	23.0	25.4	25.0	25.5	25.4	25.7	30.7	30.7	30.8	30.8	/	36.0	36.0	36.5	
		S/T	79.7	97.2	100.0	100.0	57.8	73.2	88.9	99.7	41.1	54.5	67.4	79.6	/	39.6	51.0	61.3	
		kW	1.5	1.5	1.7	1.9	1.8	1.9	1.9	1.9	2.3	2.3	2.3	2.3	/	2.6	2.6	2.7	
	85	TC	19.2	19.3	22.2	24.5	24.0	24.2	24.2	24.5	28.9	28.9	28.9	28.8	/	34.9	34.9	34.9	
		S/T	82.8	99.7	100.0	100.0	58.5	74.9	91.1	100.0	41.1	55.3	69.1	82.3	/	39.6	51.4	62.4	
		kW	1.8	1.8	2.0	2.1	2.1	2.1	2.1	2.1	2.5	2.5	2.5	2.5	/	2.9	2.9	3.0	
	95	TC	19.4	19.4	22.2	24.3	23.9	24.0	24.1	24.3	27.8	27.8	27.9	27.8	/	34.4	34.3	34.3	
		S/T	82.6	99.6	100.0	100.0	58.6	75.2	91.4	100.0	41.2	56.0	70.2	83.9	/	39.6	51.6	62.8	
		kW	2.2	2.2	2.4	2.5	2.5	2.5	2.6	2.5	2.8	2.8	2.8	2.8	/	3.5	3.5	3.5	
	105	TC	18.7	18.9	20.9	23.6	21.9	22.0	22.0	23.6	26.9	27.0	27.0	26.9	/	33.3	33.2	33.1	
		S/T	83.9	100.0	100.0	100.0	60.1	78.2	95.2	100.0	41.2	56.5	71.3	85.5	/	39.7	52.1	63.8	
		kW	2.5	2.5	2.6	2.9	2.7	2.7	2.7	2.9	3.2	3.2	3.2	3.2	/	4.0	4.0	4.0	
115	TC	17.2	18.0	20.5	23.0	20.5	20.5	20.7	23.0	24.8	25.0	25.3	25.0	/	28.1	28.1	28.1		
	S/T	87.5	100.0	100.0	100.0	61.4	80.9	97.5	100.0	41.5	57.9	73.5	88.9	/	40.4	54.9	68.4		
	kW	2.6	2.7	2.9	3.3	2.9	2.9	2.9	3.3	3.4	3.5	3.5	3.5	/	3.7	3.7	3.7		

Table 2

TC refers to total capacity in kBTU/hr S/T: refer to the ratio of sensible heat and total capacity
kW: refer to total input power

BOVA-36RXB-M15S+BIVA-24RXB-M15X (Cooling)																		
Indoor Airflow (CFM)	Outdoor DB (°F)	IWB (°F)	59				63				67				71			
		IDB (°F)	70	75	80	85	70	75	80	85	70	75	80	85	70	75	80	85
600	65	TC	16.6	16.6	16.5	17.5	20.6	20.6	19.6	19.5	24.8	24.6	24.4	24.3	/	28.6	28.5	28.4
		S/T	72.9	87.0	98.8	100.0	55.5	67.2	80.0	91.4	42.8	52.8	62.7	71.9	/	41.2	49.8	58.0
		kW	1.0	1.0	1.0	1.0	1.2	1.2	1.2	1.2	1.4	1.4	1.4	1.4	/	1.6	1.6	1.6
	75	TC	15.5	15.9	16.0	17.5	19.6	19.7	19.6	19.6	23.6	23.3	23.3	23.3	/	27.4	27.3	27.2
		S/T	74.3	88.4	99.4	100.0	56.0	68.1	80.0	91.4	42.7	53.3	63.6	73.2	/	41.0	50.0	58.6
		kW	1.0	1.0	1.0	1.1	1.2	1.2	1.2	1.2	1.4	1.4	1.4	1.4	/	1.7	1.7	1.7
	85	TC	13.5	13.5	14.7	16.8	17.0	17.1	17.1	17.2	21.2	21.1	21.0	21.1	/	26.5	26.4	26.4
		S/T	78.0	94.9	100.0	100.0	57.4	71.3	85.0	96.7	42.5	54.2	65.7	76.2	/	41.0	50.4	59.2
		kW	1.1	1.1	1.2	1.3	1.3	1.3	1.3	1.3	1.5	1.5	1.5	1.5	/	1.9	1.9	1.9
	95	TC	13.9	14.0	14.5	15.8	15.8	15.8	15.9	15.8	19.4	19.4	19.8	19.8	/	24.4	24.4	24.3
		S/T	77.5	93.9	100.0	100.0	58.5	73.5	88.4	99.5	42.5	55.3	67.1	78.5	/	41.0	51.1	60.7
		kW	1.4	1.4	1.4	1.5	1.5	1.5	1.5	1.5	1.7	1.7	1.8	1.8	/	2.1	2.1	2.1
	105	TC	12.6	12.7	13.8	15.9	14.9	15.0	15.1	16.0	19.4	19.5	19.5	19.5	/	24.2	24.4	23.9
		S/T	80.7	97.8	100.0	100.0	59.5	75.2	90.6	99.5	42.5	55.3	67.7	79.2	/	41.0	51.2	61.1
		kW	1.5	1.5	1.6	1.8	1.7	1.7	1.7	1.8	2.1	2.1	2.1	2.1	/	2.5	2.5	2.5
	115	TC	11.2	11.7	14.6	16.4	15.3	15.4	15.9	17.1	19.7	19.7	19.8	20.0	/	24.4	24.2	23.9
		S/T	84.8	100.0	100.0	100.0	59.3	74.7	88.7	97.7	42.6	55.2	67.4	78.7	/	41.0	51.2	61.2
		kW	1.6	1.6	2.0	2.2	2.0	2.0	2.1	2.3	2.5	2.5	2.5	2.5	/	3.0	3.0	2.9
800	65	TC	20.8	20.8	21.0	22.8	25.3	25.5	25.5	25.6	30.7	30.6	30.1	30.2	/	34.9	34.8	34.9
		S/T	74.4	89.7	99.9	100.0	56.3	68.8	81.2	92.7	42.5	53.4	64.2	74.2	/	40.9	50.4	59.3
		kW	1.2	1.2	1.3	1.4	1.5	1.5	1.5	1.5	1.8	1.8	1.7	1.7	/	2.0	2.0	2.0
	75	TC	19.7	20.1	20.6	22.8	24.2	24.3	24.4	24.4	28.9	28.9	28.9	29.0	/	33.7	33.5	33.5
		S/T	75.9	91.1	100.0	100.0	56.8	70.0	82.9	94.5	42.5	54.0	65.2	75.6	/	40.9	50.8	60.1
		kW	1.3	1.3	1.3	1.4	1.5	1.5	1.5	1.5	1.8	1.8	1.8	1.8	/	2.2	2.2	2.2
	85	TC	16.4	17.0	18.8	21.4	21.1	21.2	21.4	22.0	26.5	26.5	26.6	26.7	/	31.4	31.3	31.3
		S/T	81.7	97.5	100.0	100.0	58.6	73.6	88.3	98.6	42.5	55.2	67.2	78.5	/	41.0	51.6	61.5
		kW	1.3	1.3	1.4	1.6	1.6	1.6	1.6	1.6	1.9	1.9	1.9	2.0	/	2.3	2.3	2.3
	95	TC	15.9	16.3	18.5	21.0	20.3	20.4	20.5	21.1	24.3	24.3	24.4	24.5	/	30.8	30.7	30.8
		S/T	82.9	99.0	100.0	100.0	59.4	75.1	90.5	99.9	42.6	56.4	69.4	81.8	/	41.0	51.9	62.1
		kW	1.6	1.6	1.7	1.9	1.9	1.9	1.9	1.9	2.1	2.1	2.1	2.2	/	2.7	2.7	2.7
	105	TC	15.4	15.7	18.6	21.1	19.2	19.3	19.8	21.0	24.1	24.1	24.3	24.3	/	29.9	29.8	29.9
		S/T	84.6	100.0	100.0	100.0	60.4	77.0	92.1	100.0	42.7	56.6	69.9	82.4	/	41.1	52.3	62.8
		kW	1.8	1.8	2.1	2.3	2.1	2.1	2.2	2.3	2.5	2.6	2.6	2.6	/	3.1	3.1	3.1
	115	TC	14.7	15.9	18.9	21.5	19.1	19.2	19.6	21.6	24.1	24.1	24.3	24.3	/	30.0	29.9	29.6
		S/T	86.4	100.0	100.0	100.0	60.6	77.4	92.7	100.0	42.7	56.7	70.0	82.7	/	41.1	52.3	63.1
		kW	2.0	2.2	2.5	2.8	2.5	2.5	2.6	2.8	3.0	3.0	3.0	3.0	/	3.7	3.7	3.7
900	65	TC	25.4	26.1	26.3	29.9	30.8	31.0	31.3	31.4	36.7	36.8	37.1	37.3	/	42.2	42.3	42.6
		S/T	76.7	92.1	100.0	100.0	57.2	70.8	84.2	95.8	42.4	54.3	65.7	76.4	/	40.8	51.2	60.8
		kW	1.6	1.6	1.6	1.8	1.9	1.9	1.9	1.9	2.2	2.2	2.2	2.3	/	2.6	2.6	2.6
	75	TC	23.3	24.2	25.7	28.3	28.6	28.8	28.9	29.2	33.2	33.2	33.8	34.0	/	40.1	40.1	40.4
		S/T	79.4	95.1	100.0	100.0	58.2	72.9	87.4	98.6	42.4	55.7	68.0	79.8	/	40.9	51.9	62.0
		kW	1.5	1.6	1.7	1.8	1.9	1.9	1.9	1.9	2.2	2.2	2.2	2.2	/	2.7	2.7	2.7
	85	TC	20.7	21.1	24.2	27.2	25.5	25.7	26.4	27.2	32.5	32.5	32.6	32.7	/	37.1	37.2	38.1
		S/T	83.7	99.4	100.0	100.0	60.0	76.5	91.5	100.0	42.5	56.2	69.1	81.6	/	41.1	52.9	63.4
		kW	1.6	1.6	1.9	2.1	1.9	1.9	2.0	2.1	2.5	2.5	2.5	2.5	/	2.8	2.8	2.9
	95	TC	21.0	21.4	24.4	26.9	25.5	26.2	26.3	26.9	29.6	29.8	30.1	30.2	/	36.7	36.8	37.0
		S/T	83.5	99.5	100.0	100.0	60.3	76.3	92.0	100.0	42.8	57.6	71.7	85.1	/	41.2	53.2	64.3
		kW	2.1	2.1	2.3	2.5	2.4	2.5	2.5	2.5	2.7	2.7	2.7	2.7	/	3.3	3.3	3.3
	105	TC	20.1	21.0	23.4	26.3	23.7	23.8	24.4	26.3	29.3	29.4	29.7	29.8	/	36.2	36.2	36.3
		S/T	85.5	100.0	100.0	100.0	61.7	79.6	95.5	100.0	42.8	57.9	72.3	86.0	/	41.2	53.5	64.9
		kW	2.4	2.4	2.6	2.9	2.6	2.6	2.7	2.9	3.1	3.2	3.2	3.2	/	3.9	3.9	3.9
	115	TC	19.1	20.0	22.9	26.2	22.5	22.7	23.2	26.2	28.1	28.3	28.6	29.0	/	33.8	33.7	33.7
		S/T	87.8	100.0	100.0	100.0	62.8	81.6	97.8	100.0	42.9	58.7	73.7	87.4	/	41.4	54.7	67.0
		kW	2.6	2.7	3.0	3.4	2.9	2.9	3.0	3.4	3.5	3.6	3.6	3.7	/	4.2	4.2	4.2

Table 3

TC refers to total capacity in kBTU/hr S/T: refer to the ratio of sensible heat and total capacity
kW: refer to total input power

BOVA-36RXB-M15S+BIVA-36RXB-M15X (Cooling)																		
Indoor Airflow (CFM)	Outdoor DB (°F)	IWB (°F)	59				63				67				71			
		IDB (°F)	70	75	80	85	70	75	80	85	70	75	80	85	70	75	80	85
900	65	TC	21.5	21.5	22.4	25.2	25.9	26.0	26.0	25.9	30.2	30.2	30.9	31.0	/	34.5	34.4	34.7
		S/T	75.9	92.5	100.0	100.0	56.2	70.2	84.1	96.3	41.2	53.6	65.1	76.2	/	39.7	50.5	60.5
		kW	1.9	1.9	2.0	2.2	2.3	2.3	2.3	2.3	2.7	2.7	2.8	2.8	/	3.0	3.0	3.1
	75	TC	19.3	19.4	21.0	23.4	23.4	23.0	23.0	23.5	27.8	27.8	27.8	27.8	/	32.4	32.5	32.6
		S/T	79.2	96.6	100.0	100.0	57.6	73.6	89.4	99.7	41.2	54.7	67.7	80.0	/	39.8	51.2	61.8
		kW	1.9	1.9	2.0	2.2	2.3	2.2	2.2	2.3	2.7	2.7	2.7	2.7	/	3.1	3.1	3.1
	85	TC	17.9	18.0	20.2	22.5	21.9	22.1	22.0	22.5	25.9	26.0	26.0	25.8	/	31.1	31.2	31.3
		S/T	82.0	99.2	100.0	100.0	58.6	75.0	91.2	100.0	41.3	55.7	69.5	83.1	/	39.8	51.7	62.8
		kW	2.1	2.1	2.3	2.5	2.5	2.5	2.5	2.5	2.9	2.8	2.8	2.8	/	3.4	3.4	3.4
	95	TC	17.9	17.9	20.1	22.6	22.1	22.1	22.1	22.5	25.0	25.0	25.1	25.1	/	30.3	30.4	30.4
		S/T	82.2	99.4	100.0	100.0	58.5	75.0	91.2	100.0	41.3	56.3	70.7	84.4	/	39.9	52.1	63.6
		kW	2.6	2.6	2.8	3.0	3.0	3.0	3.0	3.0	3.2	3.2	3.2	3.3	/	3.9	3.9	3.9
	105	TC	16.9	17.2	19.6	21.4	20.0	20.0	20.1	21.5	24.1	24.2	24.2	24.2	/	29.5	29.4	29.6
		S/T	84.4	100.0	100.0	100.0	60.2	78.4	95.1	100.0	41.4	56.9	71.9	86.3	/	39.9	52.7	64.4
		kW	2.9	2.9	3.2	3.4	3.2	3.2	3.2	3.4	3.7	3.7	3.7	3.7	/	4.5	4.5	4.5
	115	TC	15.9	16.5	18.6	21.0	18.6	18.7	18.8	21.0	22.9	23.0	23.1	23.0	/	26.2	26.2	26.3
		S/T	87.1	100.0	100.0	100.0	61.6	81.1	97.9	100.0	41.6	57.9	73.5	88.5	/	40.4	54.6	67.8
		kW	3.2	3.2	3.5	3.9	3.5	3.5	3.5	3.9	4.1	4.1	4.2	4.1	/	4.5	4.5	4.5
1000	65	TC	24.3	24.4	26.7	29.0	28.8	29.1	29.1	29.3	32.8	33.0	33.9	34.0	/	36.5	38.0	38.3
		S/T	78.3	95.7	100.0	100.0	57.5	72.7	87.8	99.3	41.3	55.2	67.8	80.2	/	40.0	51.9	62.9
		kW	1.5	1.5	1.6	1.7	1.7	1.7	1.8	1.8	2.0	2.0	2.1	2.1	/	2.2	2.3	2.3
	75	TC	21.3	21.5	24.3	27.0	25.6	25.9	25.9	27.0	30.7	31.1	31.2	31.2	/	34.8	35.5	35.9
		S/T	83.0	99.7	100.0	100.0	59.4	76.3	93.0	100.0	41.4	56.1	70.2	83.7	/	40.2	52.9	64.4
		kW	1.4	1.5	1.6	1.8	1.7	1.7	1.7	1.8	2.1	2.1	2.1	2.1	/	2.3	2.3	2.3
	85	TC	21.1	21.4	24.4	27.2	25.5	25.7	25.7	27.2	29.0	29.2	29.3	29.3	/	34.8	35.0	35.3
		S/T	83.5	99.9	100.0	100.0	59.5	76.8	93.5	100.0	41.6	57.1	72.2	86.7	/	40.2	53.1	65.1
		kW	1.7	1.7	1.9	2.1	2.0	2.0	2.0	2.1	2.2	2.2	2.2	2.2	/	2.7	2.7	2.7
	95	TC	21.3	21.5	24.4	27.0	25.8	25.9	25.9	27.1	29.4	29.6	29.6	29.7	/	33.7	33.9	34.1
		S/T	83.4	99.9	100.0	100.0	59.4	76.7	93.3	100.0	41.5	57.0	72.1	86.3	/	40.3	53.7	66.2
		kW	2.1	2.1	2.3	2.6	2.5	2.5	2.5	2.6	2.7	2.7	2.7	2.7	/	3.1	3.1	3.1
	105	TC	20.1	20.9	23.7	25.8	24.7	24.8	24.9	25.9	27.1	27.3	27.4	27.5	/	32.6	32.7	32.8
		S/T	85.9	100.0	100.0	100.0	60.2	78.3	95.1	100.0	41.8	58.5	74.7	89.9	/	40.5	54.4	67.4
		kW	2.3	2.4	2.7	2.8	2.8	2.8	2.8	2.8	2.9	2.9	2.9	2.9	/	3.5	3.5	3.5
	115	TC	19.1	20.0	22.0	23.9	22.0	22.1	22.0	23.9	24.2	24.4	24.4	24.4	/	26.1	26.3	26.3
		S/T	88.1	100.0	100.0	100.0	62.6	82.9	99.7	100.0	42.4	61.0	79.2	95.4	/	41.9	58.9	75.0
		kW	2.6	2.6	2.8	2.9	2.8	2.8	2.8	2.9	3.0	3.0	3.0	3.0	/	3.0	3.0	3.0
1200	65	TC	27.2	27.5	30.1	33.0	30.9	31.0	31.2	33.0	35.0	36.1	36.4	36.7	/	39.9	40.2	41.4
		S/T	81.0	98.5	100.0	100.0	59.2	76.7	93.4	100.0	41.5	56.6	71.3	85.4	/	40.3	53.8	65.9
		kW	1.8	1.8	1.9	2.1	2.0	2.0	2.0	2.1	2.2	2.3	2.4	2.4	/	2.5	2.6	2.7
	75	TC	24.3	25.6	29.1	32.1	29.7	30.1	30.3	32.1	33.6	34.2	34.5	34.5	/	39.1	39.6	40.4
		S/T	85.6	100.0	100.0	100.0	59.9	77.9	94.9	100.0	41.6	57.6	73.2	88.1	/	40.4	54.1	66.7
		kW	1.8	1.9	2.1	2.3	2.1	2.2	2.2	2.3	2.4	2.4	2.4	2.4	/	2.8	2.8	2.9
	85	TC	24.2	25.5	28.9	32.0	29.5	29.9	30.0	32.2	33.7	34.3	34.4	34.4	/	38.1	38.6	39.0
		S/T	86.0	100.0	100.0	100.0	60.2	78.6	95.5	100.0	41.6	57.7	73.6	88.5	/	40.5	54.7	68.0
		kW	2.1	2.2	2.5	2.7	2.5	2.6	2.6	2.8	2.8	2.9	2.9	2.9	/	3.1	3.2	3.2
	95	TC	24.1	25.3	28.7	31.7	29.4	29.6	29.7	31.7	33.6	34.2	34.3	34.2	/	37.3	37.4	37.6
		S/T	86.6	100.0	100.0	100.0	60.5	79.2	96.1	100.0	41.6	58.0	74.0	89.1	/	40.7	55.5	69.5
		kW	2.5	2.6	2.9	3.2	3.0	3.0	3.0	3.2	3.4	3.4	3.4	3.4	/	3.6	3.6	3.6
	105	TC	23.2	24.5	27.8	30.5	27.7	28.2	28.3	30.5	31.1	31.3	31.4	31.4	/	33.4	33.7	33.8
		S/T	88.2	100.0	100.0	100.0	61.8	81.2	98.0	100.0	41.9	59.8	77.3	93.2	/	41.4	57.7	73.2
		kW	2.8	2.9	3.3	3.5	3.3	3.3	3.3	3.5	3.6	3.6	3.6	3.6	/	3.6	3.6	3.6
	115	TC	2.00	21.6	23.5	25.3	22.5	22.6	23.5	25.4	24.6	24.8	24.9	25.4	/	26.5	26.7	26.8
		S/T	94.7	100.0	100.0	100.0	66.4	90.6	100.0	100.0	43.2	65.3	87.1	100.0	/	43.0	63.4	83.2
		kW	2.8	2.9	3.0	3.1	3.0	3.0	3.0	3.1	3.1	3.1	3.1	3.1	/	3.1	3.1	3.1

Table 4

TC refers to total capacity in kBTU/hr S/T: refer to the ratio of sensible heat and total capacity
kW: refer to total input power

BOVA-60RXB-M15S+BIVA-36RXB-M15X (Cooling)																		
Indoor Airflow (CFM)	Outdoor DB (°F)	IWB (°F)	59				63				67				71			
		IDB (°F)	70	75	80	85	70	75	80	85	70	75	80	85	70	75	80	85
900	65	TC	21.2	21.6	22.2	24.3	27.2	27.4	27.5	27.6	31.9	31.9	32.0	32.2	/	36.8	36.9	36.9
		S/T	75.6	91.3	100.0	100.0	55.8	68.6	81.3	92.8	41.8	53.3	64.3	74.6	/	40.3	50.2	59.4
		kW	1.4	1.4	1.5	1.5	1.6	1.6	1.6	1.6	1.9	1.9	1.9	1.9	/	2.2	2.2	2.2
	75	TC	21.5	21.6	21.5	24.4	25.7	25.9	26.0	26.1	30.5	30.0	30.6	30.7	/	36.4	36.4	36.5
		S/T	75.5	91.5	100.0	100.0	56.5	70.2	83.6	95.3	41.8	54.0	65.4	76.3	/	40.3	50.4	59.8
		kW	1.5	1.5	1.4	1.6	1.7	1.7	1.7	1.7	2.0	1.9	2.0	2.0	/	2.4	2.4	2.4
	85	TC	19.7	19.9	21.6	24.7	24.6	24.3	24.5	25.2	30.6	30.5	30.6	30.7	/	35.9	35.7	35.9
		S/T	78.2	95.0	100.0	100.0	57.2	72.0	86.4	97.1	41.8	54.0	65.7	76.6	/	40.3	50.7	60.3
		kW	1.6	1.7	1.8	2.0	2.0	1.9	1.9	2.0	2.4	2.4	2.4	2.4	/	2.8	2.8	2.8
	95	TC	19.9	20.1	21.7	24.0	24.2	24.4	24.5	24.8	29.7	29.1	29.7	29.7	/	36.0	35.8	35.8
		S/T	78.4	95.1	100.0	100.0	57.6	72.3	86.7	98.1	41.8	54.6	66.6	78.0	/	40.3	50.7	60.5
		kW	2.0	2.0	2.1	2.3	2.3	2.3	2.3	2.4	2.8	2.7	2.8	2.8	/	3.3	3.3	3.3
	105	TC	18.9	19.0	21.6	24.3	23.5	23.6	23.8	24.5	29.6	29.4	29.5	29.5	/	35.3	35.1	35.1
		S/T	80.3	97.6	100.0	100.0	58.1	73.4	88.1	98.8	41.8	54.6	66.9	78.5	/	40.3	51.0	61.0
		kW	2.2	2.3	2.5	2.8	2.6	2.7	2.7	2.8	3.3	3.3	3.3	3.3	/	3.9	3.9	3.9
	115	TC	18.3	18.9	21.4	23.3	22.9	23.1	22.9	23.3	25.7	25.7	26.2	26.2	/	29.3	29.2	29.3
		S/T	81.4	97.9	100.0	100.0	58.5	74.2	89.9	100.0	41.9	56.4	69.9	83.1	/	40.6	53.3	65.1
		kW	2.6	2.7	2.9	3.1	3.0	3.1	3.0	3.1	3.2	3.2	3.3	3.3	/	3.5	3.5	3.5
1000	65	TC	26.5	26.7	27.7	30.3	31.0	31.4	31.7	31.9	36.7	36.9	37.3	37.6	/	42.0	42.2	42.6
		S/T	76.3	92.4	100.0	100.0	57.1	71.3	85.2	96.7	41.7	54.3	66.1	77.4	/	40.3	51.3	61.2
		kW	1.6	1.6	1.7	1.8	1.9	1.9	1.9	2.0	2.2	2.2	2.2	2.2	/	2.5	2.5	2.5
	75	TC	24.1	24.5	26.9	29.7	29.7	29.8	29.9	29.9	34.9	35.0	35.4	35.5	/	42.1	42.1	42.3
		S/T	79.3	96.0	100.0	100.0	57.8	72.9	87.9	98.9	41.8	55.1	67.7	79.7	/	40.3	51.4	61.7
		kW	1.7	1.7	1.9	2.0	2.0	2.0	2.0	2.0	2.4	2.4	2.4	2.4	/	2.9	2.9	2.9
	85	TC	23.2	23.3	26.4	29.5	29.0	29.3	29.5	29.7	34.5	34.5	34.8	35.0	/	41.3	41.4	41.6
		S/T	81.1	98.1	100.0	100.0	58.3	73.7	88.7	99.5	41.8	55.5	68.4	80.7	/	40.4	51.8	62.3
		kW	1.9	1.9	2.1	2.4	2.3	2.4	2.4	2.4	2.7	2.7	2.8	2.8	/	3.3	3.3	3.3
	95	TC	23.1	23.4	26.3	29.6	27.6	27.9	28.1	29.6	34.3	34.3	34.6	34.9	/	41.6	41.1	41.2
		S/T	81.7	98.5	100.0	100.0	59.2	75.5	91.1	99.9	41.8	55.8	68.9	81.3	/	40.4	52.0	62.7
		kW	2.3	2.3	2.5	2.8	2.6	2.6	2.7	2.8	3.2	3.2	3.3	3.3	/	4.0	3.9	3.9
	105	TC	22.0	22.9	26.1	29.1	27.3	27.5	27.9	29.2	33.3	33.4	33.6	33.7	/	39.9	39.8	40.0
		S/T	83.6	99.5	100.0	100.0	59.6	76.3	91.7	100.0	41.9	56.2	69.9	82.8	/	40.4	52.5	63.6
		kW	2.6	2.7	3.0	3.3	3.1	3.1	3.1	3.3	3.7	3.7	3.8	3.8	/	4.5	4.5	4.5
	115	TC	21.2	21.9	24.3	26.6	24.6	24.8	24.9	26.5	28.0	28.1	28.2	28.2	/	31.6	31.8	32.0
		S/T	85.4	100.0	100.0	100.0	61.4	79.9	96.6	100.0	42.4	59.2	75.3	90.5	/	41.3	56.1	69.7
		kW	2.9	3.0	3.2	3.4	3.2	3.2	3.2	3.4	3.5	3.5	3.5	3.5	/	3.8	3.8	3.8
1200	65	TC	28.8	29.4	31.9	35.5	35.5	36.1	36.1	35.8	39.8	40.4	41.1	41.3	/	46.2	46.6	47.1
		S/T	79.7	96.4	100.0	100.0	57.7	72.8	88.1	99.3	41.6	55.5	68.7	81.4	/	40.3	52.3	63.4
		kW	1.9	1.9	2.1	2.3	2.3	2.3	2.3	2.3	2.5	2.5	2.6	2.6	/	2.9	2.9	3.0
	75	TC	27.4	28.1	30.8	35.2	32.4	32.9	32.6	35.3	38.7	39.3	39.9	40.7	/	45.9	46.3	46.7
		S/T	81.9	98.2	100.0	100.0	59.2	75.9	92.5	99.9	41.7	56.1	69.8	82.4	/	40.4	52.6	63.8
		kW	2.0	2.0	2.2	2.6	2.3	2.3	2.3	2.6	2.8	2.8	2.8	2.9	/	3.2	3.2	3.3
	85	TC	25.3	26.6	30.9	34.2	32.4	32.8	32.4	34.1	37.6	38.1	38.7	38.8	/	45.9	46.4	46.8
		S/T	85.4	99.9	100.0	100.0	59.5	76.5	93.2	100.0	41.8	56.8	71.1	84.8	/	40.4	52.8	64.2
		kW	2.2	2.3	2.6	2.8	2.7	2.7	2.7	2.8	3.1	3.1	3.2	3.1	/	3.8	3.9	3.9
	95	TC	25.3	26.6	30.4	34.2	30.8	31.7	31.9	34.2	37.6	37.9	38.4	38.8	/	45.0	45.2	45.7
		S/T	85.9	100.0	100.0	100.0	60.6	78.0	94.3	100.0	41.8	57.1	71.7	85.2	/	40.4	53.3	65.1
		kW	2.6	2.7	3.0	3.4	3.0	3.1	3.1	3.4	3.7	3.7	3.7	3.8	/	4.5	4.5	4.5
	105	TC	24.1	26.2	30.3	33.8	30.3	30.8	31.5	33.8	36.8	37.1	37.4	37.4	/	42.1	42.3	42.6
		S/T	88.0	100.0	100.0	100.0	61.1	79.4	95.1	100.0	41.8	57.7	72.7	87.0	/	40.7	54.5	67.1
		kW	2.9	3.1	3.6	3.9	3.5	3.6	3.7	3.9	4.3	4.3	4.3	4.3	/	4.8	4.8	4.9
	115	TC	22.7	24.1	26.8	29.5	25.7	26.1	26.9	29.5	28.7	29.7	29.8	30.0	/	32.6	33.1	33.5
		S/T	90.8	100.0	100.0	100.0	64.4	85.9	100.0	100.0	42.9	62.1	81.0	96.7	/	42.2	59.2	75.1
		kW	3.2	3.3	3.5	3.7	3.4	3.5	3.5	3.7	3.6	3.7	3.7	3.8	/	3.9	4.0	4.0

Table 5

TC refers to total capacity in kBTU/hr S/T: refer to the ratio of sensible heat and total capacity
kW: refer to total input power

BOVA-60RXB-M15S+BIVA-48RXB-M15X (Cooling)																		
Indoor Airflow (CFM)	Outdoor DB (°F)	IWB (°F)	59				63				67				71			
		IDB (°F)	70	75	80	85	70	75	80	85	70	75	80	85	70	75	80	85
1300	65	TC	31.9	32.3	33.9	38.7	38.4	38.8	39.0	39.2	44.7	44.8	45.0	45.7	/	53.3	53.4	53.5
		S/T	78.9	96.1	100.0	100.0	57.6	72.8	88.0	98.7	41.5	55.1	68.2	80.4	/	40.1	51.6	62.3
		kW	1.9	2.0	2.0	2.3	2.3	2.3	2.3	2.3	2.6	2.6	2.6	2.7	/	3.2	3.2	3.3
	75	TC	28.6	29.0	32.8	35.8	34.4	35.0	35.1	35.7	42.5	43.4	43.6	44.4	/	48.8	48.9	49.2
		S/T	82.8	99.0	100.0	100.0	59.3	76.2	92.9	100.0	41.6	55.8	69.3	82.0	/	40.3	52.8	64.3
		kW	1.9	1.9	2.2	2.3	2.2	2.3	2.3	2.3	2.8	2.9	2.9	3.0	/	3.1	3.1	3.1
	85	TC	26.8	27.5	32.1	36.0	33.8	34.4	34.6	36.0	39.3	39.5	39.7	40.6	/	48.5	48.6	48.9
		S/T	85.5	100.0	100.0	100.0	59.9	77.1	94.0	100.0	41.8	57.3	72.3	85.9	/	40.5	53.2	64.8
		kW	2.2	2.2	2.5	2.8	2.6	2.7	2.7	2.8	2.9	2.9	2.9	3.0	/	3.7	3.7	3.7
	95	TC	27.2	27.9	32.0	36.3	33.5	34.6	34.9	36.3	39.4	39.5	40.3	40.6	/	47.8	48.0	48.4
		S/T	85.7	100.0	100.0	100.0	60.3	77.4	94.3	100.0	42.0	57.7	72.3	86.4	/	40.7	53.6	65.5
		kW	2.6	2.6	3.0	3.3	3.1	3.2	3.2	3.3	3.5	3.5	3.6	3.6	/	4.3	4.3	4.3
	105	TC	26.1	27.6	31.8	34.9	32.0	32.8	32.9	34.9	37.4	37.7	38.1	38.9	/	45.9	46.1	46.6
		S/T	87.7	100.0	100.0	100.0	61.4	79.6	96.9	100.0	42.3	58.7	74.4	88.7	/	40.8	54.4	66.7
		kW	3.0	3.1	3.5	3.7	3.5	3.6	3.6	3.7	3.9	4.0	4.0	4.1	/	4.9	4.9	5.0
	115	TC	25.4	26.9	30.1	33.5	29.7	29.9	30.3	33.5	33.8	34.4	34.9	35.0	/	38.2	38.6	39.3
		S/T	89.1	100.0	100.0	100.0	62.9	83.2	99.4	100.0	42.7	60.5	77.7	93.9	/	41.8	57.6	72.0
		kW	3.4	3.5	3.8	4.1	3.8	3.8	3.8	4.1	4.1	4.2	4.3	4.2	/	4.5	4.5	4.6
1500	65	TC	36.7	36.9	40.7	44.7	42.7	43.2	43.6	44.4	49.5	49.8	50.3	50.6	/	58.4	58.7	59.2
		S/T	80.5	97.7	100.0	100.0	58.6	75.2	91.5	100.0	41.5	56.2	70.3	83.9	/	40.3	52.7	64.2
		kW	2.3	2.3	2.5	2.7	2.6	2.6	2.6	2.7	3.0	3.0	3.0	3.1	/	3.7	3.7	3.7
	75	TC	32.0	33.8	37.5	42.1	38.2	39.5	39.9	42.0	47.4	47.8	48.3	49.2	/	55.2	55.6	56.2
		S/T	86.0	99.7	100.0	100.0	60.7	78.7	95.5	100.0	41.8	57.1	71.9	85.7	/	40.5	53.7	65.8
		kW	2.2	2.4	2.6	2.9	2.6	2.7	2.7	2.9	3.3	3.3	3.3	3.4	/	3.7	3.8	3.8
	85	TC	31.4	33.1	37.8	42.4	38.3	39.7	40.0	42.4	45.8	46.1	46.5	46.5	/	54.1	54.5	55.1
		S/T	87.1	100.0	100.0	100.0	60.9	79.0	95.9	100.0	42.0	58.0	73.5	88.6	/	40.8	54.4	66.8
		kW	2.6	2.7	3.1	3.4	3.1	3.2	3.2	3.4	3.7	3.7	3.7	3.6	/	4.3	4.4	4.4
	95	TC	31.4	33.0	37.8	42.8	38.7	39.3	39.7	42.8	46.0	46.2	46.5	46.6	/	52.6	53.7	54.3
		S/T	87.8	100.0	100.0	100.0	61.1	79.8	96.8	100.0	42.1	58.3	74.0	89.1	/	41.0	54.8	67.6
		kW	3.1	3.2	3.6	4.1	3.7	3.8	3.8	4.1	4.4	4.4	4.4	4.4	/	5.0	5.1	5.2
	105	TC	30.8	32.8	37.8	40.9	37.7	38.2	38.4	40.8	42.1	42.8	43.2	43.4	/	50.4	50.9	51.5
		S/T	88.9	100.0	100.0	100.0	61.9	81.3	98.2	100.0	42.5	59.9	76.8	92.6	/	41.2	55.9	69.5
		kW	3.6	3.8	4.3	4.5	4.3	4.3	4.4	4.5	4.6	4.7	4.7	4.7	/	5.6	5.7	5.7
	115	TC	27.8	30.2	33.4	36.7	32.0	32.2	33.4	36.4	35.0	35.8	36.7	37.1	/	39.4	40.0	40.3
		S/T	93.5	100.0	100.0	100.0	65.3	88.3	100.0	100.0	43.3	63.7	83.5	99.0	/	42.8	60.9	78.3
		kW	3.8	4.0	4.2	4.5	4.2	4.2	4.2	4.4	4.3	4.4	4.5	4.5	/	4.6	4.6	4.6
1700	65	TC	38.4	39.0	42.4	46.9	44.3	45.6	46.1	46.9	50.9	52.3	52.4	53.6	/	58.1	59.3	60.7
		S/T	82.2	98.6	100.0	100.0	59.2	76.4	93.1	100.0	41.3	56.7	71.7	85.7	/	40.3	53.7	65.9
		kW	2.6	2.6	2.7	3.0	2.9	3.0	3.0	3.3	3.4	3.3	3.3	3.5	/	3.7	3.8	3.9
	75	TC	34.3	35.3	40.3	45.9	41.2	42.2	42.6	45.9	48.8	49.5	50.8	50.9	/	58.4	58.9	60.0
		S/T	86.8	100.0	100.0	100.0	60.7	79.6	96.6	100.0	41.5	57.8	73.2	88.3	/	40.4	54.1	66.6
		kW	2.6	2.6	2.9	3.3	3.0	3.1	3.1	3.3	3.5	3.5	3.6	3.6	/	4.3	4.3	4.4
	85	TC	33.7	35.6	40.7	46.2	41.4	42.3	42.7	46.2	48.5	49.3	50.5	50.7	/	55.4	56.8	57.7
		S/T	88.2	100.0	100.0	100.0	61.0	80.0	97.1	100.0	41.8	58.3	74.0	89.1	/	40.8	55.0	68.2
		kW	3.0	3.1	3.5	3.9	3.6	3.6	3.6	3.9	4.1	4.2	4.3	4.3	/	4.6	4.8	4.8
	95	TC	34.4	35.8	41.4	46.7	41.9	42.7	42.9	46.2	48.8	49.3	50.4	50.5	/	55.6	56.4	57.0
		S/T	87.8	100.0	100.0	100.0	61.2	80.3	97.5	100.0	41.8	58.6	74.5	89.8	/	40.8	55.4	69.0
		kW	3.6	3.7	4.2	4.8	4.3	4.3	4.4	4.7	5.0	5.0	5.1	5.1	/	5.6	5.7	5.7
	105	TC	33.0	35.7	40.8	44.4	40.0	41.1	41.3	44.4	44.7	45.8	46.4	46.6	/	51.6	52.3	52.7
		S/T	90.0	100.0	100.0	100.0	62.3	82.1	98.9	100.0	42.2	60.2	77.8	93.8	/	41.3	57.0	71.8
		kW	4.1	4.3	4.9	5.2	4.8	4.9	5.0	5.2	5.2	5.3	5.4	5.4	/	5.9	6.0	6.0
	115	TC	28.3	31.1	34.7	37.8	32.1	32.6	34.7	37.8	35.1	36.4	36.7	37.8	/	39.7	40.5	40.9
		S/T	96.4	100.0	100.0	100.0	66.9	91.7	100.0	100.0	43.3	65.4	87.6	100.0	/	42.9	62.6	81.7
		kW	4.0	4.2	4.5	4.7	4.3	4.4	4.5	4.7	4.5	4.6	4.6	4.7	/	4.8	4.9	4.9

Table 6

TC refers to total capacity in kBTU/hr S/T: refer to the ratio of sensible heat and total capacity
kW: refer to total input power

BOVA-60RXB-M15S+BIVA-60RXB-M15X (Cooling)																		
Indoor Airflow (CFM)	Outdoor DB (°F)	IWB (°F)	59				63				67				71			
		IDB (°F)	70	75	80	85	70	75	80	85	70	75	80	85	70	75	80	85
1500	65	TC	37.3	38.0	41.9	46.9	43.5	43.8	44.1	46.9	51.0	51.1	51.2	52.2	/	59.7	59.6	59.6
		S/T	81.5	98.5	100.0	100.0	60.2	76.6	92.5	100.0	42.6	57.6	71.9	84.6	/	41.3	54.2	66.1
		kW	2.2	2.3	2.4	2.7	2.5	2.6	2.6	2.8	3.0	3.0	3.0	3.1	/	3.7	3.7	3.7
	75	TC	36.1	37.0	42.4	46.7	43.8	44.0	44.3	46.7	51.5	51.4	51.6	51.8	/	58.0	57.9	58.0
		S/T	82.9	99.3	100.0	100.0	60.3	76.8	92.6	100.0	42.6	57.6	71.8	85.2	/	41.4	54.7	66.9
		kW	2.5	2.5	2.9	3.2	3.0	3.0	3.0	3.2	3.5	3.5	3.5	3.6	/	3.9	3.9	3.9
	85	TC	36.3	37.1	42.4	46.8	43.8	44.0	44.2	46.7	51.1	51.0	51.2	51.4	/	57.9	57.7	57.9
		S/T	83.3	99.5	100.0	100.0	60.4	77.2	93.2	100.0	42.7	57.9	72.4	86.1	/	41.4	54.8	67.2
		kW	3.0	3.0	3.4	3.8	3.6	3.6	3.6	3.8	4.2	4.2	4.2	4.2	/	4.7	4.7	4.7
	95	TC	35.9	37.5	42.3	46.9	43.5	43.6	44.4	46.9	50.7	50.7	50.8	51.2	/	57.5	56.8	57.4
		S/T	83.9	99.5	100.0	100.0	60.7	77.8	93.4	100.0	42.7	58.2	73.0	86.6	/	41.5	55.2	67.7
		kW	3.5	3.6	4.1	4.5	4.2	4.2	4.3	4.6	4.9	4.9	4.9	5.0	/	5.5	5.4	5.5
	105	TC	34.0	36.2	41.0	43.9	41.1	41.3	41.6	44.1	44.8	45.2	45.3	45.2	/	49.9	49.9	49.9
		S/T	86.1	100.0	100.0	100.0	61.7	79.8	96.3	100.0	43.1	60.1	76.6	91.8	/	42.2	57.5	71.8
		kW	3.8	4.1	4.6	4.8	4.6	4.7	4.7	4.8	4.8	4.9	4.9	4.8	/	5.2	5.2	5.2
	115	TC	26.3	29.3	32.7	35.8	30.1	30.4	32.7	35.8	34.4	34.6	34.7	36.1	/	38.3	38.5	38.7
		S/T	95.8	100.0	100.0	100.0	67.8	91.1	100.0	100.0	44.3	65.6	86.3	99.9	/	43.9	63.0	80.7
		kW	3.3	3.6	3.8	4.0	3.6	3.7	3.8	4.0	4.0	4.0	4.0	4.1	/	4.2	4.2	4.2
1650	65	TC	39.5	41.3	46.8	52.0	47.7	48.0	48.6	52.0	56.4	56.4	56.6	56.8	/	64.6	64.7	64.5
		S/T	84.2	99.6	100.0	100.0	61.0	78.2	94.3	100.0	42.8	58.3	73.1	86.9	/	41.5	55.1	67.5
		kW	2.4	2.5	2.9	3.3	3.0	3.0	3.0	3.3	3.6	3.6	3.7	3.7	/	4.1	4.1	4.1
	75	TC	39.4	41.7	46.7	52.4	47.5	47.9	48.4	52.4	56.5	56.6	56.7	57.3	/	63.3	63.3	63.4
		S/T	84.8	99.7	100.0	100.0	61.2	78.6	94.7	100.0	42.8	58.4	73.2	87.0	/	41.7	55.5	68.3
		kW	2.8	3.0	3.3	3.8	3.4	3.4	3.5	3.8	4.2	4.2	4.2	4.2	/	4.6	4.6	4.6
	85	TC	39.1	41.2	46.8	52.2	47.0	47.8	48.3	52.1	56.2	56.1	56.3	56.4	/	61.9	61.9	61.5
		S/T	85.5	99.9	100.0	100.0	61.6	79.1	95.3	100.0	42.9	58.7	73.9	88.1	/	41.8	56.0	69.4
		kW	3.3	3.4	3.9	4.5	4.0	4.1	4.1	4.4	4.9	4.9	4.9	4.9	/	5.2	5.2	5.2
	95	TC	38.7	40.5	46.3	51.7	46.6	46.9	47.5	51.7	54.1	54.1	54.3	54.5	/	59.0	59.0	59.0
		S/T	86.4	100.0	100.0	100.0	61.9	80.1	96.4	100.0	43.0	59.5	75.3	89.8	/	42.1	57.0	70.9
		kW	3.8	4.0	4.6	5.2	4.7	4.7	4.7	5.2	5.5	5.5	5.5	5.5	/	5.7	5.7	5.7
	105	TC	36.4	39.1	43.3	46.2	42.0	42.2	43.5	46.3	46.3	46.3	46.5	46.9	/	50.9	50.9	51.0
		S/T	88.9	100.0	100.0	100.0	63.9	84.0	99.4	100.0	43.6	62.5	80.6	96.2	/	43.0	59.9	75.7
		kW	4.2	4.5	4.9	5.0	4.8	4.8	4.9	5.0	5.0	5.0	5.0	5.0	/	5.3	5.3	5.3
	115	TC	27.5	30.8	34.5	37.2	31.2	31.6	34.5	37.3	35.0	35.3	35.8	37.2	/	38.5	38.9	39.1
		S/T	99.0	100.0	100.0	100.0	70.4	95.4	100.0	100.0	45.2	68.7	91.0	100.0	/	45.2	66.3	86.3
		kW	3.5	3.8	4.0	4.2	3.8	3.8	4.0	4.2	4.1	4.1	4.1	4.2	/	4.2	4.3	4.3
1800	65	TC	41.6	43.6	49.5	55.1	49.7	50.7	51.1	55.0	58.8	59.5	59.8	59.9	/	66.5	67.2	67.5
		S/T	84.8	99.8	100.0	100.0	61.4	78.8	95.2	100.0	42.7	58.5	73.5	87.6	/	41.6	55.4	68.2
		kW	2.6	2.7	3.1	3.6	3.1	3.2	3.3	3.6	3.8	3.8	3.9	3.9	/	4.3	4.3	4.3
	75	TC	41.5	43.7	49.2	55.5	49.8	50.1	50.8	55.5	59.3	59.5	59.7	59.8	/	66.1	66.1	66.2
		S/T	85.5	99.9	100.0	100.0	61.5	79.3	95.7	100.0	42.7	58.6	73.9	88.2	/	41.6	55.9	69.0
		kW	3.0	3.2	3.5	4.1	3.6	3.7	3.7	4.1	4.5	4.5	4.5	4.5	/	4.9	4.9	4.9
	85	TC	41.1	43.1	49.4	55.2	49.2	49.5	50.7	55.1	58.0	58.0	58.2	58.5	/	63.6	63.6	63.6
		S/T	86.2	100.0	100.0	100.0	61.9	80.2	96.3	100.0	42.8	59.2	75.0	89.5	/	41.8	56.7	70.5
		kW	3.5	3.6	4.2	4.8	4.2	4.2	4.4	4.8	5.0	5.0	5.0	5.1	/	5.4	5.4	5.4
	95	TC	40.0	42.7	48.4	53.8	48.2	48.5	49.3	53.9	55.4	55.5	55.7	56.3	/	59.8	59.9	60.0
		S/T	87.7	100.0	100.0	100.0	62.5	81.4	97.6	100.0	43.0	60.2	76.8	91.5	/	42.2	57.9	72.6
		kW	4.0	4.2	4.8	5.4	4.8	4.9	4.9	5.4	5.5	5.5	5.6	5.6	/	5.7	5.7	5.7
	105	TC	37.5	41.0	44.6	47.7	43.4	43.6	44.7	47.7	47.2	47.3	47.5	48.1	/	51.7	51.9	51.9
		S/T	90.4	100.0	100.0	100.0	64.5	85.4	99.9	100.0	43.7	63.4	82.4	97.8	/	43.1	61.0	77.7
		kW	4.4	4.7	5.0	5.1	4.9	4.9	5.0	5.1	5.1	5.1	5.1	5.1	/	5.3	5.3	5.3
	115	TC	28.2	32.2	35.6	38.2	31.8	32.3	35.7	38.3	35.8	36.1	36.4	38.3	/	39.0	39.4	39.9
		S/T	99.7	100.0	100.0	100.0	71.4	97.1	100.0	100.0	45.3	69.9	93.3	100.0	/	45.5	67.8	88.6
		kW	3.6	4.0	4.2	4.3	3.9	3.9	4.2	4.3	4.2	4.2	4.2	4.3	/	4.3	4.3	4.4

Table 7

TC refers to total capacity in kBTU/hr S/T: refer to the ratio of sensible heat and total capacity
kW: refer to total input power

4.2 IDS Light ODU + IDS Light AHU – Heating Mode

BOVA-24RXB-M15S+BIVA-24RXB-M15X (Heating)																		
Airflow (CFM)	ID (°F)	OD (°F)	86	72	67	62	57	52	47	42	37	32	27	22	17	12	7	3
600	60	TC	29.1	26.9	26.3	25.8	26.6	25.6	25.2	24.4	23.5	22.2	22.8	18.9	17.5	19.3	17.8	16.3
		KW	1.7	1.8	1.9	2.0	2.4	2.5	2.7	2.8	2.9	3.2	3.3	2.9	2.9	3.0	2.8	2.7
	70	TC	22.5	20.6	20.7	20.3	21.6	20.7	20.3	19.6	19.0	19.5	18.7	18.2	17.2	16.6	15.1	13.6
		KW	1.8	1.5	1.6	1.7	1.9	2.0	2.1	2.2	2.5	2.8	2.8	2.4	2.5	2.5	2.5	2.4
	75	TC	20.8	17.9	17.8	17.8	18.6	18.3	17.5	17.2	16.6	17.0	16.1	16.3	15.4	14.7	13.4	11.9
		KW	1.2	1.3	1.4	1.5	1.7	1.7	1.9	2.0	2.1	2.5	2.5	2.2	2.3	2.2	2.2	2.2
	80	TC	18.1	15.7	15.3	14.9	15.6	15.3	14.9	14.6	14.1	14.5	14.1	13.9	13.5	13.0	11.8	10.6
		KW	1.5	1.3	1.3	1.3	1.6	1.6	1.7	1.8	1.9	2.1	2.2	2.0	2.0	1.9	1.9	1.9
800	60	TC	34.6	32.1	31.3	30.7	31.6	30.5	30.0	29.0	28.0	26.4	27.1	22.5	20.8	23.0	21.2	19.5
		KW	1.8	1.9	2.0	2.1	2.5	2.6	2.8	2.9	3.1	3.4	3.4	3.0	3.0	3.1	3.0	2.9
	70	TC	26.8	24.5	24.7	24.2	25.7	24.6	24.2	23.4	22.6	23.2	22.2	21.7	20.5	19.7	17.9	16.2
		KW	1.9	1.6	1.7	1.8	2.0	2.1	2.2	2.3	2.6	2.9	3.0	2.6	2.6	2.7	2.6	2.5
	75	TC	24.8	21.3	21.2	21.2	22.2	21.7	20.9	20.4	19.7	20.3	19.2	19.4	18.3	17.5	15.9	14.2
		KW	1.3	1.4	1.4	1.6	1.8	1.8	2.0	2.1	2.2	2.7	2.6	2.3	2.4	2.4	2.4	2.3
	80	TC	21.5	18.7	18.2	17.8	18.6	18.2	17.7	17.3	16.8	17.3	16.8	16.5	16.1	15.4	14.0	12.7
		KW	1.6	1.3	1.4	1.4	1.6	1.7	1.8	1.8	2.0	2.3	2.3	2.1	2.1	2.0	2.0	2.0
900	60	TC	36.3	36.2	35.4	34.7	35.8	34.5	33.9	32.8	31.7	29.9	30.6	28.1	26.0	28.8	26.5	24.3
		KW	2.0	2.4	2.5	2.6	2.9	2.9	3.1	3.2	3.3	3.3	3.7	3.5	3.4	4.2	4.1	4.0
	70	TC	30.3	27.6	27.9	27.4	29.0	27.8	27.3	26.4	25.5	26.2	25.1	25.4	23.5	26.0	23.9	22.0
		KW	1.8	1.9	2.0	2.1	2.4	2.5	2.6	2.7	2.8	3.1	3.2	3.7	3.7	3.8	3.6	3.5
	75	TC	28.0	24.1	24.0	24.0	25.1	24.6	23.6	23.1	22.3	22.9	21.7	24.3	22.9	21.9	19.9	17.7
		KW	1.7	1.6	1.7	1.9	2.1	2.3	2.4	2.5	2.6	2.8	2.8	3.4	3.4	3.4	3.3	3.2
	80	TC	24.3	21.2	20.6	20.1	21.0	20.6	20.0	19.6	18.9	19.5	18.9	20.6	20.1	19.3	17.5	15.8
		KW	1.4	1.5	1.5	1.6	1.8	1.9	2.0	2.1	2.2	2.5	2.6	3.0	3.1	3.1	3.0	2.9

Table 8

TC refers to total capacity in kBTU/hr S/T: refer to the ratio of sensible heat and total capacity
KW: refer to total input power

BOVA-36RXB-M15S+BIVA-24RXB-M15X (Heating)																		
Airflow (CFM)	ID (°F)	OD (°F)	86	72	67	62	57	52	47	42	37	32	27	22	17	12	7	3
600	60	TC	25.8	24.0	25.0	22.9	24.6	23.4	24.8	25.2	23.8	21.9	21.0	20.6	21.9	17.2	18.1	17.8
		KW	1.3	1.5	1.7	1.6	1.9	1.9	2.2	2.5	2.6	2.8	2.2	2.5	2.8	2.6	2.8	2.8
	70	TC	20.4	18.8	18.8	18.8	17.9	18.7	18.6	17.7	18.2	17.2	15.9	16.0	15.6	13.3	13.5	13.3
		KW	1.1	1.2	1.2	1.4	1.4	1.6	1.7	1.7	2.0	2.4	1.7	2.1	2.2	2.2	2.2	2.3
	75	TC	18.1	16.4	16.2	16.4	16.3	16.2	16.0	16.8	15.4	15.0	13.7	13.7	13.5	11.1	11.8	12.2
		KW	1.0	1.0	1.1	1.2	1.3	1.4	1.6	1.8	1.8	2.0	1.5	1.9	2.0	1.8	2.1	2.2
	80	TC	21.3	23.1	23.1	22.6	23.0	22.6	22.9	22.4	21.3	21.0	19.9	20.0	19.7	17.7	17.2	15.7
		KW	1.3	1.5	1.5	1.6	1.8	1.9	2.1	2.2	2.3	2.6	2.1	2.5	2.6	2.7	2.7	2.5
800	60	TC	31.7	30.8	31.1	30.4	30.9	30.3	30.9	30.7	29.5	28.3	26.7	26.7	26.5	23.3	22.9	22.0
		KW	1.6	1.9	2.0	2.1	2.3	2.4	2.6	2.9	3.0	3.3	2.7	3.1	3.2	3.3	3.3	3.3
	70	TC	25.4	24.1	24.0	24.0	23.4	23.8	24.0	23.1	22.9	22.2	20.8	20.9	20.5	18.3	18.1	17.5
		KW	1.3	1.5	1.6	1.7	1.8	2.0	2.1	2.2	2.4	2.8	2.2	2.6	2.6	2.7	2.7	2.8
	75	TC	22.5	21.2	21.0	20.8	20.7	20.7	20.5	20.7	19.7	19.1	18.0	17.9	17.8	15.6	15.6	15.5
		KW	1.2	1.3	1.4	1.5	1.6	1.7	1.9	2.0	2.2	2.4	1.9	2.3	2.4	2.3	2.5	2.6
	80	TC	23.8	23.1	23.1	22.6	23.0	22.6	22.9	22.4	21.3	21.0	19.9	20.0	19.7	17.7	17.2	15.7
		KW	1.4	1.5	1.5	1.6	1.8	1.9	2.1	2.2	2.3	2.6	2.1	2.5	2.6	2.7	2.7	2.5
900	60	TC	37.6	37.6	37.2	37.9	37.2	37.1	37.1	36.3	35.3	34.6	32.4	32.9	31.1	29.4	27.7	26.2
		KW	1.9	2.3	2.4	2.6	2.8	2.9	3.1	3.3	3.5	3.8	3.2	3.6	3.6	4.0	3.9	3.8
	70	TC	30.4	29.4	29.3	29.1	29.0	29.0	29.4	28.5	27.5	27.2	25.8	25.8	25.5	23.2	22.7	21.6
		KW	1.6	1.8	1.9	2.0	2.2	2.3	2.6	2.6	2.8	3.2	2.7	3.0	3.1	3.3	3.3	3.3
	75	TC	26.8	25.9	25.8	25.2	25.2	25.2	25.0	24.6	23.9	23.2	22.2	22.2	22.1	20.1	19.4	18.8
		KW	1.4	1.6	1.7	1.7	1.9	2.1	2.2	2.3	2.5	2.8	2.4	2.7	2.8	2.9	2.9	2.9
	80	TC	26.2	23.1	23.1	22.6	23.0	22.6	22.9	22.4	21.3	21.0	19.9	20.0	19.7	17.7	17.2	15.7
		KW	1.5	1.5	1.5	1.6	1.8	1.9	2.1	2.2	2.3	2.6	2.1	2.5	2.6	2.7	2.7	2.5

Table 9

TC refers to total capacity in kBTU/hr S/T: refer to the ratio of sensible heat and total capacity
KW: refer to total input power

BOVA-36RXB-M15S+BIVA-36RXB-M15X (Heating)																		
Airflow (CFM)	ID (°F)	OD (°F)	86	72	67	62	57	52	47	42	37	32	27	22	17	12	7	3
900	60	TC	36.2	35.4	35.1	35.1	35.2	34.7	34.9	32.5	30.8	28.6	28.2	26.3	24.6	26.1	24.5	23.1
		kW	2.0	2.3	2.5	2.6	2.8	2.9	3.2	3.1	3.0	2.9	3.2	3.1	3.0	3.5	3.5	3.4
	70	TC	28.9	29.1	28.6	27.9	28.3	27.8	27.6	27.3	26.8	27.1	27.0	25.7	24.2	25.5	23.8	22.5
		kW	1.7	2.0	2.0	2.1	2.3	2.4	2.5	2.6	2.8	3.0	3.3	3.4	3.2	3.7	3.7	3.6
	75	TC	25.2	24.5	24.4	23.8	25.0	24.6	23.9	23.8	23.4	23.6	23.4	23.6	23.4	23.1	23.0	21.4
		kW	1.5	1.7	1.8	1.8	2.1	2.2	2.2	2.3	2.4	2.7	2.8	3.2	3.2	3.4	3.7	3.5
	80	TC	21.8	20.9	21.0	20.2	20.9	20.4	20.2	20.1	19.9	19.9	19.9	20.0	19.9	19.5	19.5	17.4
		kW	1.3	1.5	1.6	1.6	1.7	1.8	1.9	2.1	2.2	2.4	2.5	2.8	2.9	3.0	3.2	3.0
1000	60	TC	44.7	43.0	42.4	40.6	39.2	37.1	35.6	33.6	31.6	28.9	29.7	26.4	24.6	26.4	24.9	23.3
		kW	2.6	2.9	3.0	3.1	3.1	3.0	3.0	2.9	2.9	2.8	3.1	3.0	3.0	3.4	3.5	3.4
	70	TC	36.7	34.0	34.1	33.3	33.8	33.4	33.0	32.6	30.9	28.7	28.3	26.7	24.7	26.0	24.4	22.8
		kW	2.2	2.3	2.4	2.5	2.8	2.9	3.0	3.2	3.1	3.1	3.3	3.3	3.2	3.6	3.6	3.5
	75	TC	31.0	29.8	29.4	29.3	29.5	29.2	28.9	28.2	28.3	28.0	27.9	25.8	24.4	25.6	23.9	22.5
		kW	1.9	2.0	2.1	2.2	2.4	2.5	2.7	2.7	3.0	3.1	3.5	3.4	3.3	3.7	3.7	3.6
	80	TC	27.2	25.2	24.5	24.5	25.9	24.9	24.4	24.2	23.9	24.3	23.7	24.1	23.8	23.5	23.3	20.2
		kW	1.7	1.8	1.8	1.9	2.2	2.2	2.3	2.4	2.5	2.8	2.9	3.3	3.3	3.5	3.7	3.3
1200	60	TC	50.9	47.0	45.2	42.7	39.8	37.7	36.2	34.1	32.2	29.6	30.6	27.0	25.2	27.2	25.3	23.3
		kW	3.0	3.2	3.1	3.1	3.0	3.0	3.0	2.9	2.9	2.8	3.2	3.0	3.0	3.4	3.5	3.4
	70	TC	40.9	39.9	39.7	38.9	39.0	37.0	35.4	33.3	31.3	28.9	28.8	26.7	25.1	22.7	21.3	19.9
		kW	2.4	2.8	2.9	3.0	3.3	3.2	3.2	3.1	3.1	3.1	3.3	3.3	3.2	3.2	3.3	3.3
	75	TC	35.8	34.8	34.3	33.7	34.3	33.7	33.6	32.9	31.0	28.9	28.7	26.7	24.9	26.0	24.4	22.4
		kW	2.1	2.4	2.5	2.6	2.9	3.0	3.2	3.3	3.2	3.2	3.5	3.4	3.3	3.7	3.8	3.6
	80	TC	31.0	29.8	29.2	29.1	29.7	29.0	28.6	28.2	27.6	27.9	26.8	26.1	24.5	25.5	24.0	22.5
		kW	2.0	2.1	2.2	2.3	2.5	2.6	2.7	2.8	3.0	3.2	3.2	3.5	3.4	3.8	3.8	3.8

Table 10

TC refers to total capacity in kBTU/hr S/T: refer to the ratio of sensible heat and total capacity
kW: refer to total input power

BOVA-60RXB-M15S+BIVA-36RXB-M15X (Heating)																		
Airflow (CFM)	ID (°F)	OD (°F)	86	72	67	62	57	52	47	42	37	32	27	22	17	12	7	3
900	60	TC	52.1	45.8	44.6	43.5	40.8	38.0	35.8	33.2	30.7	29.7	29.0	42.2	35.3	33.1	30.8	29.0
		kW	3.2	3.1	3.2	3.2	3.1	3.1	3.1	3.0	2.9	3.0	3.1	4.7	4.2	4.7	4.6	4.8
	70	TC	50.3	44.7	43.6	40.9	39.4	36.6	33.6	31.5	29.5	27.0	24.8	34.8	23.2	21.1	23.2	23.5
		kW	3.3	3.3	3.3	3.3	3.3	3.3	3.2	3.2	3.2	3.1	3.0	4.1	3.1	3.2	3.7	4.1
	75	TC	49.1	43.5	42.5	39.8	38.3	35.6	33.6	31.2	28.7	26.6	24.3	22.3	20.3	16.4	18.4	19.3
		kW	3.4	3.4	3.5	3.5	3.4	3.4	3.4	3.4	3.3	3.1	3.0	3.1	2.9	2.8	3.1	3.5
	80	TC	47.7	42.7	40.9	38.4	37.1	34.8	32.9	30.5	28.2	26.0	23.7	21.8	19.9	16.0	15.4	14.6
		kW	3.5	3.6	3.6	3.6	3.6	3.4	3.4	3.3	3.3	3.2	3.2	3.2	3.0	3.0	2.9	2.9
1000	60	TC	52.7	46.0	44.2	41.9	39.8	47.7	37.3	34.1	34.9	35.5	39.6	44.3	43.5	36.0	34.1	31.7
		kW	3.3	3.1	3.3	3.2	3.3	3.5	3.1	3.1	3.3	3.6	4.2	5.0	5.2	5.1	5.1	5.2
	70	TC	51.5	45.2	44.1	41.0	40.4	38.0	35.2	32.6	30.0	27.4	25.4	38.8	29.1	29.7	28.9	26.6
		kW	3.3	3.3	3.3	3.2	3.3	3.3	3.2	3.2	3.1	3.1	3.0	4.5	3.6	4.4	4.6	4.6
	75	TC	50.3	44.6	43.6	40.8	39.3	36.5	34.8	32.4	29.9	26.9	24.6	22.7	20.7	17.4	18.7	18.0
		kW	3.4	3.4	3.3	3.4	3.4	3.4	3.5	3.4	3.4	3.2	3.1	3.1	4.3	3.3	4.3	4.3
	80	TC	49.3	43.6	42.4	39.7	38.2	35.5	33.5	31.0	28.7	26.6	24.1	22.2	20.7	17.4	18.7	18.0
		kW	3.5	3.5	3.5	3.5	3.5	3.5	3.5	3.5	3.5	3.3	3.1	3.2	3.2	3.0	3.3	3.4
1200	60	TC	61.4	47.8	46.6	42.0	57.4	38.2	41.2	39.2	41.8	53.8	49.8	49.9	49.1	40.3	37.0	32.7
		kW	3.1	3.3	3.3	3.4	4.0	3.2	3.5	3.5	4.0	5.4	5.3	5.6	5.9	5.8	5.6	5.5
	70	TC	51.3	45.8	44.6	42.0	40.3	37.7	35.7	33.1	30.6	29.4	29.4	38.1	36.7	32.4	31.4	29.4
		kW	3.5	3.3	3.4	3.4	3.4	3.3	3.3	3.3	3.2	3.3	3.4	4.5	4.6	4.9	5.0	5.1
	75	TC	51.5	45.3	44.1	40.7	40.1	37.7	36.1	32.5	30.1	27.5	25.3	39.1	28.2	27.3	27.8	26.7
		kW	3.5	3.4	3.5	3.3	3.4	3.4	3.6	3.4	3.4	3.3	3.2	4.8	3.8	4.2	4.6	4.8
	80	TC	50.3	44.7	43.6	40.8	39.2	36.5	34.3	31.8	29.4	27.0	24.8	23.0	22.4	20.6	22.2	23.0
		kW	3.5	3.5	3.5	3.6	3.6	3.6	3.6	3.6	3.5	3.4	3.3	3.2	4.3	3.4	3.8	4.3

Table 11

TC refers to total capacity in kBTU/hr S/T: refer to the ratio of sensible heat and total capacity
kW: refer to total input power

BOVA-60RXB-M15S+BIVA-48RXB-M15X (Heating)																		
Airflow (CFM)	ID (°F)	OD (°F)	86	72	67	62	57	52	47	42	37	32	27	22	17	12	7	3
1300	60	TC	54.8	55.3	54.3	52.9	55.0	54.1	53.2	51.8	50.1	41.9	45.6	43.2	41.1	40.9	37.4	34.2
		kW	2.8	3.3	3.4	3.6	4.0	4.2	4.6	4.6	4.7	4.1	5.0	5.0	5.0	5.6	5.5	5.3
	70	TC	38.1	42.7	42.1	41.8	43.5	42.1	42.8	41.5	40.2	37.4	36.2	36.2	35.8	32.5	30.9	30.0
		kW	2.1	2.7	2.8	2.9	3.2	3.3	3.8	3.8	3.9	3.9	4.0	4.3	4.6	4.5	4.6	4.8
	75	TC	41.2	34.2	33.8	35.8	36.8	35.9	36.8	36.5	35.3	32.9	31.5	32.0	31.6	28.9	27.0	26.1
		kW	2.2	2.3	2.3	2.6	2.8	2.9	3.3	3.4	3.5	3.5	3.5	3.9	4.1	4.0	4.1	4.2
	80	TC	33.6	31.0	27.0	28.0	30.1	30.7	30.8	30.3	30.2	28.6	27.0	27.6	26.9	25.5	23.7	22.8
		kW	1.9	2.0	2.0	2.2	2.4	2.5	2.8	2.8	3.0	3.1	3.1	3.4	3.5	3.7	3.6	3.7
1500	60	TC	65.9	63.9	61.5	59.5	62.4	60.8	59.0	55.4	51.6	42.2	47.8	44.4	41.2	41.3	37.5	34.3
		kW	3.4	4.0	4.0	4.2	4.7	4.9	5.2	4.9	4.8	4.0	5.2	5.0	4.9	5.6	5.4	5.1
	70	TC	51.0	50.0	49.9	48.3	48.4	49.4	48.0	46.5	44.9	41.4	40.8	40.1	38.5	36.2	34.6	33.2
		kW	2.7	3.1	3.3	3.4	3.6	4.0	4.3	4.3	4.4	4.3	4.6	4.8	4.9	5.0	5.3	5.5
	75	TC	45.1	42.2	41.8	40.5	41.5	41.2	42.3	40.8	39.4	36.7	35.8	35.9	34.5	31.4	30.3	29.2
		kW	2.4	2.8	2.9	2.9	3.2	3.3	3.8	3.8	3.9	3.9	4.1	4.4	4.5	4.4	4.6	4.8
	80	TC	39.8	32.5	32.6	34.7	35.7	35.6	34.9	35.1	33.9	31.6	30.8	31.1	30.4	27.8	26.7	25.1
		kW	2.2	2.3	2.4	2.6	2.8	3.0	3.2	3.4	3.4	3.5	3.6	3.9	4.0	4.0	4.2	4.1
1700	60	TC	70.7	68.0	66.4	64.5	66.8	63.2	59.8	55.9	52.1	42.7	48.1	44.6	41.6	41.8	37.7	34.6
		kW	3.8	4.3	4.5	4.7	5.3	5.2	5.3	5.0	4.8	4.1	5.2	5.0	4.9	5.6	5.4	5.2
	70	TC	53.8	53.0	53.2	51.4	54.2	52.4	51.1	49.6	47.8	41.7	43.0	43.1	40.3	38.7	37.0	34.0
		kW	3.1	3.4	3.6	3.7	4.3	4.3	4.7	4.7	4.7	4.4	4.9	5.3	5.2	5.5	5.8	5.6
	75	TC	49.0	44.9	44.1	44.9	45.6	46.2	45.0	43.5	41.8	39.2	38.3	38.1	37.0	34.0	32.0	31.0
		kW	2.8	3.1	3.1	3.3	3.6	3.9	4.2	4.1	4.2	4.3	4.4	4.7	4.9	4.9	5.0	5.2
	80	TC	43.4	36.5	37.6	36.8	38.6	38.0	39.0	37.5	36.0	34.1	32.7	33.1	32.4	29.8	27.8	26.8
		kW	2.5	2.6	2.8	2.8	3.1	3.3	3.7	3.7	3.7	3.8	3.9	4.2	4.3	4.4	4.4	4.5

Table 12

TC refers to total capacity in kBTU/hr S/T: refer to the ratio of sensible heat and total capacity
kW: refer to total input power

BOVA-60RXB-M15S+BIVA-60RXB-M15X (Heating)																		
Airflow (CFM)	ID (°F)	OD (°F)	86	72	67	62	57	52	47	42	37	32	27	22	17	12	7	3
1500	60	TC	69.9	68.5	67.9	66.3	64.3	60.2	56.8	53.3	49.7	45.9	48.6	44.3	42.0	40.8	37.0	33.1
		kW	3.8	4.6	4.8	5.0	5.1	4.9	4.8	4.7	4.5	4.4	5.5	5.3	5.2	5.5	5.2	5.0
	70	TC	52.7	52.9	53.0	52.4	52.7	52.2	52.0	51.4	48.6	45.1	45.5	44.0	41.1	40.3	36.5	32.7
		kW	2.9	3.4	3.6	3.9	4.2	4.4	4.7	4.9	4.8	4.7	5.8	5.6	5.5	5.8	5.6	5.3
	75	TC	47.7	47.6	46.9	45.4	46.1	45.1	44.8	43.8	44.4	41.6	41.7	40.3	37.6	36.0	32.5	
		kW	2.7	3.1	3.3	3.3	3.6	3.8	4.0	4.3	4.4	4.9	5.1	5.5	5.7	5.6	5.8	5.5
	80	TC	40.7	38.3	38.0	37.8	38.9	39.0	38.2	37.4	37.2	37.5	35.4	35.4	34.7	31.7	31.1	29.9
		kW	2.4	2.6	2.7	2.8	3.1	3.3	3.5	3.6	3.8	4.2	4.4	4.7	4.9	4.6	5.0	5.2
1650	60	TC	76.8	75.6	73.5	69.0	64.3	60.2	57.1	53.5	49.9	46.1	48.7	44.8	42.0	40.7	37.0	33.2
		kW	4.4	5.3	5.3	5.2	5.0	4.8	4.8	4.6	4.5	4.4	5.5	5.3	5.2	5.4	5.2	5.0
	70	TC	61.2	59.0	58.4	57.7	57.8	57.2	56.0	52.5	48.8	45.2	46.7	44.5	41.4	40.2	36.5	32.6
		kW	3.4	3.9	4.1	4.4	4.7	5.0	5.1	5.0	4.8	4.7	5.8	5.7	5.5	5.8	5.6	5.3
	75	TC	51.7	50.9	50.2	49.6	50.2	49.9	49.3	48.8	48.4	44.8	45.6	44.1	41.0	40.1	36.2	32.5
		kW	3.0	3.4	3.5	3.7	4.0	4.3	4.5	4.7	5.0	4.9	5.6	5.9	5.7	6.0	5.7	5.5
	80	TC	44.8	42.2	41.6	43.0	43.7	42.5	41.7	41.4	41.0	41.5	38.5	38.5	37.8	34.7	33.9	32.2
		kW	2.6	2.9	3.0	3.2	3.5	3.6	3.8	4.0	4.2	4.7	4.8	5.2	5.4	5.1	5.5	5.7
1800	60	TC	79.2	77.1	73.6	68.8	64.7	60.5	57.3	53.7	50.2	46.3	48.9	45.4	42.1	41.0	37.2	33.4
		kW	4.6	5.5	5.4	5.2	5.0	4.9	4.8	4.7	4.6	4.5	5.5	5.4	5.2	5.5	5.3	5.1
	70	TC	63.8	61.3	60.5	59.8	59.8	59.0	56.4	52.8	49.1	45.5	47.0	44.8	41.6	40.4	36.7	32.9
		kW	3.6	4.1	4.3	4.6	5.0	5.2	5.2	5.0	4.9	4.8	5.8	5.7	5.5	5.8	5.6	5.4
	75	TC	56.5	52.8	52.0	51.2	52.3	51.8	51.1	50.6	48.2	45.1	45.4	43.6	40.9	40.2	36.5	32.7
		kW	3.2	3.6	3.7	3.9	4.3	4.5	4.7	5.0	5.0	4.9	6.0	5.9	5.7	6.1	5.8	5.5
	80	TC	46.5	43.8	43.3	44.4	45.6	43.9	43.9	43.0	42.4	43.1	40.2	39.9	39.7	36.2	35.2	32.4
		kW	2.8	3.1	3.2	3.4	3.7	3.8	4.1	4.2	4.5	4.9	5.1	5.4	5.7	5.4	5.8	5.7

Table 13

TC refers to total capacity in kBTU/hr S/T: refer to the ratio of sensible heat and total capacity
kW: refer to total input power

4.3 IDS Light ODU + IDS Premium AHU – Cooling Mode

BOVA-24RXB-M15S+BIVA-24RCB-M20X (Cooling)																		
Indoor Airflow (CFM)	Outdoor DB (°F)	IWB (°F)	59				63				67				71			
		IDB (°F)	70	75	80	85	70	75	80	85	70	75	80	85	70	75	80	85
410	65	TC	12.0	12.0	12.0	13.0	15.0	15.0	14.9	14.9	18.7	18.6	18.5	18.6	/	21.5	21.4	21.4
		S/T	72.9	87.2	99.4	100.0	55.2	67.0	78.6	89.6	42.6	52.3	61.8	70.7	/	40.9	49.2	57.1
		kW	0.6	0.6	0.6	0.7	0.8	0.8	0.8	0.8	0.9	0.9	0.9	0.9	/	1.1	1.1	1.1
	75	TC	11.4	11.4	11.6	13.0	13.7	14.0	14.2	14.0	16.8	16.7	16.6	16.6	/	20.3	20.0	19.9
		S/T	73.9	89.1	100.0	100.0	56.0	68.4	80.3	92.3	42.2	53.0	63.6	73.4	/	40.7	49.6	58.1
		kW	0.6	0.6	0.6	0.7	0.7	0.8	0.8	0.8	0.9	0.9	0.9	0.9	/	1.1	1.1	1.1
	85	TC	9.9	9.9	10.6	11.8	12.3	12.4	12.3	12.3	15.6	15.6	15.6	15.5	/	18.5	18.4	18.4
		S/T	77.8	95.1	100.0	100.0	57.3	71.2	85.2	97.4	42.1	53.7	64.9	75.6	/	40.5	50.2	59.4
		kW	0.7	0.7	0.7	0.8	0.8	0.8	0.8	0.8	1.0	1.0	1.0	1.0	/	1.2	1.2	1.2
	95	TC	10.2	10.2	10.6	11.7	11.7	11.4	11.4	11.7	14.7	14.6	14.4	14.3	/	17.9	17.9	17.8
		S/T	77.1	93.8	100.0	100.0	58.1	73.5	88.5	99.1	42.1	54.4	66.7	78.3	/	40.5	50.5	59.9
		kW	0.9	0.9	0.9	1.0	1.0	0.9	0.9	1.0	1.2	1.2	1.1	1.1	/	1.4	1.4	1.4
	105	TC	9.2	9.2	10.2	11.6	11.0	11.0	10.9	11.6	14.4	14.3	14.3	14.3	/	18.0	17.7	17.6
		S/T	80.4	97.7	100.0	100.0	58.9	74.7	90.7	99.5	42.1	54.7	66.8	78.3	/	40.4	50.6	60.2
		kW	1.0	1.0	1.0	1.1	1.1	1.1	1.1	1.1	1.4	1.4	1.4	1.4	/	1.7	1.7	1.7
	115	TC	8.4	8.4	10.3	11.7	11.1	11.3	11.6	12.1	14.4	14.5	14.5	14.6	/	17.7	17.6	17.4
		S/T	83.3	100.0	100.0	100.0	58.8	73.9	88.0	97.9	42.1	54.5	66.6	77.7	/	40.4	50.6	60.4
		kW	1.0	1.0	1.2	1.4	1.3	1.3	1.4	1.5	1.6	1.6	1.7	1.7	/	2.0	2.0	1.9
550	65	TC	14.9	15.0	15.5	17.0	18.8	18.8	18.9	18.9	22.1	22.1	21.9	22.0	/	26.2	26.0	26.1
		S/T	74.8	90.4	100.0	100.0	55.9	68.4	80.7	92.2	42.1	53.1	64.0	74.0	/	40.5	49.8	58.5
		kW	0.8	0.8	0.8	0.9	0.9	0.9	0.9	0.9	1.1	1.1	1.1	1.1	/	1.3	1.3	1.3
	75	TC	13.7	14.0	15.1	16.4	16.7	17.3	17.2	16.7	20.3	19.8	20.4	20.4	/	24.8	24.8	24.8
		S/T	77.0	93.0	100.0	100.0	57.2	70.5	83.9	96.9	42.1	54.4	65.5	76.4	/	40.4	50.2	59.3
		kW	0.8	0.8	0.9	0.9	0.9	1.0	1.0	0.9	1.1	1.1	1.1	1.1	/	1.5	1.5	1.5
	85	TC	11.6	12.1	13.5	15.5	15.0	15.2	15.2	15.6	19.7	19.6	19.7	19.7	/	22.7	22.6	22.7
		S/T	82.3	98.5	100.0	100.0	58.7	73.8	89.1	99.3	42.0	54.4	66.2	77.5	/	40.4	51.1	61.0
		kW	0.8	0.8	0.9	1.0	1.0	1.0	1.0	1.0	1.4	1.4	1.4	1.4	/	1.5	1.5	1.5
	95	TC	11.7	11.8	13.4	15.2	14.6	14.7	14.7	15.2	17.8	17.8	17.9	17.9	/	22.6	22.5	22.5
		S/T	82.2	99.3	100.0	100.0	59.1	75.0	90.7	100.0	42.1	55.8	68.8	81.2	/	40.4	51.2	61.2
		kW	1.0	1.0	1.1	1.3	1.2	1.2	1.2	1.3	1.4	1.4	1.4	1.4	/	1.8	1.8	1.8
	105	TC	11.1	11.3	13.3	15.2	14.0	14.3	14.3	15.2	17.6	17.6	17.7	17.6	/	21.9	21.8	21.8
		S/T	84.2	100.0	100.0	100.0	59.9	76.0	91.9	100.0	42.1	55.9	69.1	81.8	/	40.4	51.6	62.0
		kW	1.1	1.2	1.3	1.5	1.4	1.4	1.4	1.5	1.7	1.7	1.7	1.7	/	2.1	2.1	2.1
	115	TC	10.7	11.5	13.5	15.5	13.9	14.0	14.2	15.5	17.5	17.3	17.6	17.5	/	20.2	20.2	20.2
		S/T	86.0	100.0	100.0	100.0	60.1	76.7	92.4	99.9	42.1	56.2	69.3	82.1	/	40.6	52.6	63.8
		kW	1.3	1.4	1.6	1.9	1.6	1.6	1.7	1.9	2.0	2.0	2.0	2.0	/	2.2	2.2	2.2
710	65	TC	18.7	18.7	19.9	22.0	22.1	22.4	22.9	22.6	26.1	25.7	26.1	26.6	/	30.0	29.9	30.2
		S/T	76.3	92.7	100.0	100.0	57.2	70.8	83.8	96.3	41.9	54.5	66.2	76.9	/	40.3	51.1	60.9
		kW	1.0	1.0	1.1	1.2	1.1	1.2	1.2	1.2	1.4	1.4	1.4	1.4	/	1.6	1.6	1.7
	75	TC	16.3	16.6	18.3	20.5	19.7	20.2	20.3	20.4	24.2	24.2	24.3	24.3	/	28.1	28.2	28.8
		S/T	80.2	97.3	100.0	100.0	58.7	73.7	89.0	99.8	42.0	55.3	68.0	80.1	/	40.4	51.8	61.9
		kW	1.0	1.0	1.1	1.2	1.1	1.2	1.2	1.2	1.5	1.5	1.5	1.5	/	1.7	1.7	1.7
	85	TC	15.0	15.4	17.6	19.5	18.5	19.0	19.1	19.5	22.9	23.0	22.9	22.9	/	27.2	27.3	27.5
		S/T	83.3	99.7	100.0	100.0	59.7	75.6	91.7	100.0	42.1	56.1	69.5	82.6	/	40.5	52.2	63.0
		kW	1.1	1.1	1.3	1.4	1.3	1.3	1.4	1.4	1.6	1.6	1.6	1.6	/	1.9	1.9	1.9
	95	TC	15.3	15.5	17.6	19.3	18.8	18.9	19.0	19.3	21.4	21.9	22.0	22.1	/	27.0	26.7	27.1
		S/T	83.2	99.7	100.0	100.0	59.5	76.0	91.9	100.0	42.3	56.9	70.8	84.4	/	40.5	52.5	63.4
		kW	1.4	1.4	1.5	1.6	1.6	1.6	1.6	1.6	1.8	1.8	1.8	1.8	/	2.3	2.2	2.3
	105	TC	14.8	15.1	16.8	18.8	17.1	17.4	17.5	18.8	21.0	21.2	21.4	21.3	/	26.1	26.1	26.3
		S/T	84.4	100.0	100.0	100.0	61.1	78.8	95.4	100.0	42.3	57.4	71.8	86.0	/	40.6	52.9	64.3
		kW	1.6	1.6	1.7	1.9	1.7	1.8	1.8	1.9	2.1	2.1	2.1	2.1	/	2.6	2.6	2.7
	115	TC	13.8	14.2	16.4	18.5	16.2	16.3	16.6	18.4	19.2	19.4	19.5	19.7	/	21.5	21.7	21.9
		S/T	87.4	100.0	100.0	100.0	62.2	81.2	97.5	100.0	42.7	59.1	74.9	89.4	/	41.5	56.0	69.5
		kW	1.7	1.7	1.9	2.2	1.9	1.9	1.9	2.2	2.2	2.2	2.2	2.3	/	2.3	2.4	2.4

Table 14

TC refers to total capacity in kBTU/hr S/T: refer to the ratio of sensible heat and total capacity
kW: refer to total input power

BOVA-24RXB-M15S+BIVA-24RCB-M20X (Cooling)																		
Indoor Airflow (CFM)	Outdoor DB (°F)	IWB (°F) IDB (°F)	59				63				67				71			
			70	75	80	85	70	75	80	85	70	75	80	85	70	75	80	85
860	65	TC	20.4	20.6	22.0	24.0	23.8	23.8	24.2	24.3	27.2	27.2	27.6	27.7	/	31.4	31.9	31.9
		S/T	77.3	94.2	100.0	100.0	57.8	72.7	86.8	98.5	41.9	55.4	67.9	80.1	/	40.4	51.8	62.5
		kW	1.1	1.1	1.2	1.3	1.3	1.3	1.3	1.3	1.5	1.5	1.5	1.5	/	1.8	1.8	1.8
	75	TC	17.9	18.2	19.9	23.0	21.6	21.8	21.9	23.0	26.2	26.3	26.5	26.6	/	29.7	30.4	30.7
		S/T	81.6	98.8	100.0	100.0	59.2	75.2	91.3	100.0	42.0	55.9	69.2	81.8	/	40.6	52.5	63.4
		kW	1.1	1.1	1.2	1.4	1.3	1.3	1.3	1.4	1.6	1.6	1.6	1.6	/	1.8	1.9	1.9
	85	TC	17.1	17.4	19.9	21.8	20.6	20.8	21.3	21.8	24.1	24.3	24.6	24.6	/	29.3	29.5	29.8
		S/T	83.7	99.9	100.0	100.0	60.0	76.8	92.7	100.0	42.2	57.1	71.3	85.1	/	40.6	52.9	64.3
		kW	1.3	1.4	1.5	1.6	1.6	1.6	1.6	1.6	1.8	1.8	1.8	1.8	/	2.2	2.2	2.3
	95	TC	17.3	17.6	20.0	21.7	20.6	20.9	21.0	21.7	23.3	23.9	24.1	24.2	/	28.9	28.8	29.0
		S/T	83.3	99.7	100.0	100.0	60.1	77.0	93.5	100.0	42.3	57.5	72.1	86.2	/	40.6	53.4	65.0
		kW	1.6	1.6	1.8	1.9	1.8	1.8	1.9	1.9	2.0	2.0	2.1	2.1	/	2.5	2.5	2.5
	105	TC	16.1	17.0	18.8	20.9	18.8	18.9	19.2	20.9	22.7	22.9	23.2	23.1	/	27.4	27.2	27.4
		S/T	86.3	100.0	100.0	100.0	61.7	80.6	96.9	100.0	42.4	58.2	73.5	88.2	/	40.8	54.3	66.6
		kW	1.7	1.8	1.9	2.1	1.9	1.9	2.0	2.1	2.3	2.3	2.3	2.3	/	2.8	2.8	2.8
	115	TC	15.0	15.6	18.1	19.4	17.5	17.7	18.2	19.6	19.6	20.0	20.2	20.2	/	22.2	22.6	22.8
		S/T	89.3	100.0	100.0	100.0	63.2	83.2	99.1	100.0	43.1	61.0	78.5	94.5	/	42.1	57.8	72.5
		kW	1.9	1.9	2.2	2.2	2.1	2.1	2.2	2.3	2.3	2.3	2.3	2.3	/	2.5	2.5	2.5
930	65	TC	21.2	21.4	23.1	25.1	24.2	24.6	24.6	25.2	27.5	28.5	28.9	29.1	/	32.0	33.0	33.1
		S/T	78.9	96.1	100.0	100.0	58.6	74.1	89.8	100.0	42.0	55.9	69.1	81.7	/	40.6	52.5	63.6
		kW	1.2	1.2	1.3	1.4	1.3	1.4	1.4	1.4	1.5	1.6	1.6	1.7	/	1.8	1.8	1.9
	75	TC	18.5	18.9	21.6	24.7	22.7	23.0	23.1	24.6	26.4	26.6	27.2	27.3	/	30.7	31.4	32.2
		S/T	83.7	99.8	100.0	100.0	59.6	76.4	92.8	100.0	42.1	57.0	70.8	84.3	/	40.7	53.2	64.3
		kW	1.2	1.2	1.3	1.6	1.4	1.5	1.5	1.6	1.7	1.7	1.7	1.7	/	1.9	2.0	2.1
	85	TC	17.7	18.6	21.2	23.3	21.5	21.6	21.3	23.2	25.3	25.6	25.8	25.8	/	30.7	30.8	31.1
		S/T	85.5	100.0	100.0	100.0	60.6	78.6	96.2	100.0	42.2	57.7	72.5	87.0	/	40.6	53.6	65.4
		kW	1.4	1.4	1.6	1.7	1.6	1.6	1.6	1.7	1.9	1.9	1.9	1.9	/	2.3	2.3	2.3
	95	TC	17.9	18.5	20.9	22.9	21.4	21.5	21.3	23.0	24.6	25.0	25.2	25.3	/	29.1	29.5	29.5
		S/T	85.3	100.0	100.0	100.0	60.8	79.0	96.3	100.0	42.3	58.2	73.4	88.1	/	40.9	54.3	67.0
		kW	1.7	1.7	1.9	2.0	1.9	1.9	1.9	2.0	2.2	2.2	2.2	2.2	/	2.5	2.6	2.6
	105	TC	17.1	17.8	19.9	22.6	19.5	19.8	20.0	22.6	23.3	23.7	24.3	24.3	/	27.7	27.8	28.0
		S/T	87.4	100.0	100.0	100.0	62.6	82.3	98.8	100.0	42.5	59.2	74.9	90.0	/	41.1	55.4	68.7
		kW	1.9	1.9	2.1	2.4	2.0	2.1	2.1	2.4	2.4	2.4	2.5	2.5	/	2.9	2.8	2.8
	115	TC	15.4	16.8	18.8	20.3	18.1	18.3	18.8	20.4	19.8	20.4	20.7	20.7	/	22.5	22.9	23.2
		S/T	91.9	100.0	100.0	100.0	64.3	85.8	100.0	100.0	43.4	62.4	81.0	97.0	/	42.6	59.4	75.2
		kW	1.9	2.1	2.3	2.3	2.2	2.2	2.3	2.4	2.3	2.4	2.4	2.4	/	2.5	2.5	2.6

Table 15

TC refers to total capacity in kBTU/hr S/T: refer to the ratio of sensible heat and total capacity
kW: refer to total input power

BOVA-36RXB-M15S+BIVA-24RCB-M20X (Cooling)																		
Indoor Airflow (CFM)	Outdoor DB (°F)	IWB (°F)	59				63				67				71			
		IDB (°F)	70	75	80	85	70	75	80	85	70	75	80	85	70	75	80	85
410	65	TC	11.9	11.9	11.8	12.6	14.8	14.8	14.1	14.1	17.8	17.7	17.6	17.5	/	20.6	20.5	20.4
		S/T	72.9	87.0	98.8	100.0	55.5	67.2	80.0	91.4	42.8	52.8	62.7	71.9	/	41.2	49.8	58.0
		kW	0.7	0.7	0.7	0.7	0.8	0.8	0.8	0.8	0.9	0.9	0.9	0.9	/	1.1	1.1	1.1
	75	TC	11.1	11.4	11.5	12.6	14.1	14.1	14.1	14.1	17.0	16.8	16.8	16.7	/	19.7	19.6	19.5
		S/T	74.3	88.4	99.4	100.0	56.0	68.1	80.0	91.4	42.7	53.3	63.6	73.2	/	41.0	50.0	58.6
		kW	0.7	0.7	0.7	0.7	0.8	0.8	0.8	0.8	1.0	0.9	0.9	0.9	/	1.1	1.1	1.1
	85	TC	9.7	9.7	10.6	12.1	12.3	12.3	12.3	12.4	15.3	15.2	15.1	15.2	/	19.1	19.0	19.0
		S/T	78.0	94.9	100.0	100.0	57.4	71.3	85.0	96.7	42.5	54.2	65.7	76.2	/	41.0	50.4	59.2
		kW	0.7	0.7	0.8	0.9	0.9	0.9	0.9	0.9	1.0	1.0	1.0	1.0	/	1.3	1.3	1.3
	95	TC	10.0	10.0	10.4	11.4	11.4	11.4	11.4	11.4	14.0	13.9	14.3	14.3	/	17.6	17.5	17.5
		S/T	77.5	93.9	100.0	100.0	58.5	73.5	88.4	99.5	42.5	55.3	67.1	78.5	/	41.0	51.1	60.7
		kW	0.9	0.9	0.9	1.0	1.0	1.0	1.0	1.0	1.1	1.1	1.2	1.2	/	1.4	1.4	1.4
	105	TC	9.1	9.1	9.9	11.5	10.7	10.8	10.9	11.5	14.0	14.0	14.0	14.0	/	17.4	17.5	17.2
		S/T	80.7	97.8	100.0	100.0	59.5	75.2	90.6	99.5	42.5	55.3	67.7	79.2	/	41.0	51.2	61.1
		kW	1.0	1.0	1.0	1.2	1.1	1.1	1.1	1.2	1.4	1.4	1.4	1.4	/	1.7	1.7	1.6
	115	TC	8.1	8.4	10.5	11.8	11.0	11.1	11.4	12.3	14.2	14.2	14.3	14.4	/	17.5	17.4	17.2
		S/T	84.8	100.0	100.0	100.0	59.3	74.7	88.7	97.7	42.6	55.2	67.4	78.7	/	41.0	51.2	61.2
		kW	1.0	1.1	1.3	1.5	1.3	1.3	1.4	1.5	1.7	1.7	1.7	1.7	/	2.0	2.0	1.9
550	65	TC	14.9	15.0	15.1	16.4	18.2	18.3	18.4	18.4	22.1	22.0	21.6	21.7	/	25.1	25.0	25.1
		S/T	74.4	89.7	99.9	100.0	56.3	68.8	81.2	92.7	42.5	53.4	64.2	74.2	/	40.9	50.4	59.3
		kW	0.8	0.8	0.8	0.9	1.0	1.0	1.0	1.0	1.2	1.2	1.1	1.1	/	1.3	1.3	1.4
	75	TC	14.2	14.5	14.8	16.4	17.4	17.5	17.6	17.5	20.8	20.8	20.8	20.9	/	24.2	24.1	24.1
		S/T	75.9	91.1	100.0	100.0	56.8	70.0	82.9	94.5	42.5	54.0	65.2	75.6	/	40.9	50.8	60.1
		kW	0.8	0.8	0.9	0.9	1.0	1.0	1.0	1.0	1.2	1.2	1.2	1.2	/	1.4	1.4	1.4
	85	TC	11.8	12.3	13.6	15.4	15.2	15.3	15.4	15.9	19.1	19.0	19.1	19.2	/	22.6	22.5	22.5
		S/T	81.7	97.5	100.0	100.0	58.6	73.6	88.3	98.6	42.5	55.2	67.2	78.5	/	41.0	51.6	61.5
		kW	0.8	0.9	0.9	1.0	1.0	1.0	1.0	1.1	1.3	1.3	1.3	1.3	/	1.5	1.5	1.5
	95	TC	11.5	11.7	13.3	15.1	14.6	14.7	14.7	15.2	17.5	17.5	17.6	17.6	/	22.2	22.1	22.1
		S/T	82.9	99.0	100.0	100.0	59.4	75.1	90.5	99.9	42.6	56.4	69.4	81.8	/	41.0	51.9	62.1
		kW	1.0	1.0	1.1	1.3	1.2	1.2	1.2	1.3	1.4	1.4	1.4	1.4	/	1.8	1.8	1.8
	105	TC	11.1	11.3	13.4	15.2	13.8	13.9	14.2	15.1	17.3	17.3	17.4	17.5	/	21.5	21.5	21.5
		S/T	84.6	100.0	100.0	100.0	60.4	77.0	92.1	100.0	42.7	56.6	69.9	82.4	/	41.1	52.3	62.8
		kW	1.2	1.2	1.4	1.5	1.4	1.4	1.4	1.5	1.7	1.7	1.7	1.7	/	2.0	2.0	2.1
	115	TC	10.6	11.4	13.6	15.5	13.7	13.8	14.1	15.5	17.3	17.4	17.5	17.5	/	21.6	21.5	21.3
		S/T	86.4	100.0	100.0	100.0	60.6	77.4	92.7	100.0	42.7	56.7	70.0	82.7	/	41.1	52.3	63.1
		kW	1.3	1.4	1.7	1.9	1.6	1.7	1.7	1.9	2.0	2.0	2.0	2.0	/	2.5	2.5	2.4
710	65	TC	18.3	18.8	18.9	21.5	22.1	22.3	22.5	22.6	26.4	26.5	26.7	26.9	/	30.4	30.4	30.6
		S/T	76.7	92.1	100.0	100.0	57.2	70.8	84.2	95.8	42.4	54.3	65.7	76.4	/	40.8	51.2	60.8
		kW	1.0	1.1	1.1	1.2	1.2	1.2	1.3	1.3	1.5	1.5	1.5	1.5	/	1.7	1.7	1.7
	75	TC	16.8	17.4	18.5	20.4	20.6	20.7	20.8	21.0	23.8	23.8	24.3	24.5	/	28.9	28.9	29.1
		S/T	79.4	95.1	100.0	100.0	58.2	72.9	87.4	98.6	42.4	55.7	68.0	79.8	/	40.9	51.9	62.0
		kW	1.0	1.0	1.1	1.2	1.2	1.2	1.3	1.3	1.4	1.4	1.5	1.5	/	1.8	1.8	1.8
	85	TC	14.9	15.2	17.4	19.5	18.3	18.5	19.0	19.6	23.4	23.4	23.5	23.5	/	26.7	26.8	27.4
		S/T	83.7	99.4	100.0	100.0	60.0	76.5	91.5	100.0	42.5	56.2	69.1	81.6	/	41.1	52.9	63.4
		kW	1.1	1.1	1.2	1.4	1.3	1.3	1.3	1.4	1.7	1.7	1.7	1.7	/	1.8	1.8	1.9
	95	TC	15.1	15.4	17.6	19.4	18.4	18.8	18.9	19.4	21.3	21.5	21.6	21.7	/	26.4	26.5	26.6
		S/T	83.5	99.5	100.0	100.0	60.3	76.3	92.0	100.0	42.8	57.6	71.7	85.1	/	41.2	53.2	64.3
		kW	1.4	1.4	1.5	1.6	1.6	1.6	1.6	1.6	1.8	1.8	1.8	1.8	/	2.2	2.2	2.2
	105	TC	14.5	15.1	16.9	18.9	17.0	17.1	17.5	18.9	21.1	21.2	21.3	21.4	/	26.0	26.0	26.1
		S/T	85.5	100.0	100.0	100.0	61.7	79.6	95.5	100.0	42.8	57.9	72.3	86.0	/	41.2	53.5	64.9
		kW	1.6	1.6	1.7	1.9	1.7	1.7	1.8	1.9	2.1	2.1	2.1	2.1	/	2.6	2.6	2.6
	115	TC	13.8	14.4	16.5	18.8	16.2	16.4	16.7	18.8	20.2	20.4	20.5	20.9	/	24.3	24.3	24.3
		S/T	87.8	100.0	100.0	100.0	62.8	81.6	97.8	100.0	42.9	58.7	73.7	87.4	/	41.4	54.7	67.0
		kW	1.7	1.8	2.0	2.2	1.9	1.9	2.0	2.2	2.3	2.4	2.4	2.4	/	2.8	2.8	2.8

Table 16

TC refers to total capacity in kBTU/hr S/T: refer to the ratio of sensible heat and total capacity
kW: refer to total input power

BOVA-36RXB-M15S+BIVA-24RCB-M20X (Cooling)																		
Indoor Airflow (CFM)	Outdoor DB (°F)	IWB (°F) IDB (°F)	59				63				67				71			
			70	75	80	85	70	75	80	85	70	75	80	85	70	75	80	85
860	65	TC	20.3	20.5	21.4	24.0	24.1	24.7	25.3	25.4	28.2	28.5	28.8	29.0	/	32.0	32.1	32.5
		S/T	77.4	93.7	100.0	100.0	57.6	71.5	84.7	96.3	42.3	55.0	67.0	78.3	/	40.8	52.0	62.2
		kW	1.2	1.2	1.2	1.4	1.3	1.4	1.5	1.5	1.6	1.6	1.7	1.7	/	1.8	1.8	1.9
	75	TC	18.5	18.7	20.3	22.5	21.8	22.1	22.6	22.9	25.6	26.1	26.2	26.3	/	29.7	30.7	30.9
		S/T	80.5	97.2	100.0	100.0	59.1	74.9	89.6	99.6	42.4	56.3	69.5	82.2	/	41.0	52.7	63.4
		kW	1.1	1.2	1.2	1.4	1.4	1.4	1.4	1.4	1.6	1.6	1.6	1.6	/	1.9	1.9	1.9
	85	TC	16.9	17.3	19.6	21.7	20.4	20.6	20.8	21.7	24.8	24.9	25.0	25.4	/	29.0	29.1	29.4
		S/T	84.0	99.5	100.0	100.0	60.4	77.3	93.2	100.0	42.5	57.0	71.0	83.9	/	41.1	53.5	64.8
		kW	1.3	1.3	1.4	1.6	1.5	1.5	1.5	1.6	1.8	1.8	1.8	1.8	/	2.1	2.1	2.1
	95	TC	17.2	17.5	19.9	21.7	20.6	20.8	21.0	21.7	23.3	23.5	24.1	24.2	/	28.9	29.0	29.2
		S/T	83.7	99.7	100.0	100.0	60.4	77.3	93.3	100.0	42.7	58.2	72.5	86.3	/	41.2	53.8	65.3
		kW	1.6	1.6	1.8	1.9	1.8	1.8	1.8	1.9	2.0	2.0	2.0	2.0	/	2.5	2.5	2.5
	105	TC	16.1	17.1	18.8	21.0	18.8	18.9	19.4	21.0	22.8	23.0	23.2	23.3	/	27.9	28.0	28.2
		S/T	86.7	100.0	100.0	100.0	62.2	80.9	96.8	100.0	42.8	58.8	73.9	88.1	/	41.3	54.4	66.4
		kW	1.8	1.8	1.9	2.1	1.9	1.9	2.0	2.1	2.3	2.3	2.3	2.3	/	2.8	2.8	2.9
	115	TC	15.3	15.9	18.3	21.0	17.6	18.1	18.6	21.0	22.0	22.3	22.5	22.4	/	24.7	24.8	24.9
		S/T	89.0	100.0	100.0	100.0	63.7	82.9	98.7	100.0	43.0	59.4	75.2	90.0	/	41.9	56.5	70.3
		kW	2.0	2.0	2.2	2.5	2.1	2.2	2.2	2.5	2.6	2.6	2.7	2.7	/	2.8	2.8	2.8
930	65	TC	21.2	21.6	23.5	25.4	25.1	26.0	26.2	26.4	28.9	29.2	29.5	30.0	/	33.3	33.4	33.8
		S/T	78.8	95.2	100.0	100.0	58.2	72.5	87.0	97.9	42.2	55.7	68.5	80.2	/	40.8	52.5	63.2
		kW	1.2	1.3	1.4	1.5	1.4	1.5	1.5	1.6	1.7	1.7	1.7	1.8	/	2.0	2.0	2.0
	75	TC	19.0	19.3	21.8	24.2	22.7	23.1	23.6	24.3	26.1	26.7	27.3	27.5	/	31.6	31.8	32.5
		S/T	82.6	98.8	100.0	100.0	59.8	76.2	91.5	100.0	42.5	57.1	70.8	84.0	/	41.0	53.3	64.2
		kW	1.2	1.2	1.4	1.5	1.4	1.5	1.5	1.6	1.6	1.7	1.7	1.7	/	2.0	2.0	2.1
	85	TC	17.6	18.1	20.7	23.9	21.4	21.6	21.6	23.9	25.9	26.1	26.6	26.7	/	30.1	30.5	31.1
		S/T	85.7	100.0	100.0	100.0	60.9	78.7	95.2	100.0	42.6	57.6	71.8	85.5	/	41.2	54.1	65.7
		kW	1.3	1.4	1.5	1.8	1.6	1.6	1.6	1.8	1.9	1.9	2.0	2.0	/	2.2	2.2	2.3
	95	TC	17.9	18.5	20.9	23.0	21.4	21.5	21.6	23.0	24.6	25.0	25.3	25.5	/	30.2	30.4	30.7
		S/T	85.6	100.0	100.0	100.0	61.3	79.3	95.8	100.0	42.8	58.6	73.8	87.9	/	41.2	54.3	66.4
		kW	1.7	1.7	1.9	2.0	1.9	1.9	1.9	2.0	2.1	2.2	2.2	2.2	/	2.6	2.7	2.7
	105	TC	17.2	17.9	19.9	22.7	19.6	19.8	20.1	22.7	23.5	23.8	24.3	24.6	/	29.2	29.4	29.7
		S/T	87.7	100.0	100.0	100.0	63.0	82.6	98.7	100.0	43.0	59.7	75.3	89.8	/	41.4	55.0	67.5
		kW	1.9	2.0	2.1	2.3	2.1	2.1	2.1	2.3	2.4	2.4	2.5	2.5	/	3.0	3.0	3.1
	115	TC	15.6	16.9	19.5	22.0	18.5	19.1	19.6	22.0	22.4	22.7	23.0	23.4	/	25.0	25.1	25.0
		S/T	91.7	100.0	100.0	100.0	64.5	84.4	99.7	100.0	43.2	60.7	77.5	92.1	/	42.3	58.0	73.1
		kW	2.0	2.1	2.4	2.7	2.3	2.3	2.4	2.7	2.7	2.7	2.7	2.8	/	2.9	2.9	2.8

Table 17

TC refers to total capacity in kBTU/hr S/T: refer to the ratio of sensible heat and total capacity
kW: refer to total input power

BOVA-36RXB-M15S+BIVA-36RCB-M20X (Cooling)																			
Indoor Airflow (CFM)	Outdoor DB (°F)	IWB (°F)	59				63				67				71				
		IDB (°F)	70	75	80	85	70	75	80	85	70	75	80	85	70	75	80	85	
600	65	TC	16.3	16.2	16.3	18.5	21.0	21.1	21.0	20.9	24.4	24.0	24.0	24.0	/	27.9	27.8	27.5	
		S/T	74.4	90.1	100.0	100.0	55.3	67.5	79.4	90.9	42.0	52.9	63.5	73.4	/	40.2	49.7	58.6	
		kW	0.9	0.9	0.9	1.0	1.1	1.1	1.1	1.1	1.3	1.3	1.3	1.3	/	1.5	1.5	1.5	
		TC	15.9	15.9	16.3	18.1	18.9	19.2	19.1	18.7	22.8	22.5	22.6	22.5	/	26.8	26.8	26.8	
	75	S/T	75.1	91.0	100.0	100.0	56.4	69.5	82.6	95.5	41.8	53.5	64.7	75.4	/	40.2	49.9	59.1	
		kW	0.9	0.9	0.9	1.0	1.1	1.1	1.1	1.1	1.3	1.3	1.3	1.3	/	1.6	1.6	1.6	
		TC	13.4	13.4	14.5	16.4	16.6	16.7	16.4	16.4	21.3	21.3	21.2	21.2	/	25.0	24.9	24.9	
		S/T	80.4	97.5	100.0	100.0	58.1	73.2	88.9	99.8	41.8	54.1	66.1	77.4	/	40.2	50.6	60.4	
	85	kW	0.9	0.9	1.0	1.1	1.1	1.1	1.1	1.1	1.4	1.4	1.4	1.4	/	1.7	1.7	1.7	
		TC	12.7	12.7	14.6	16.4	16.3	16.3	16.4	16.4	19.3	19.2	19.2	19.1	/	24.4	24.3	24.2	
		S/T	82.3	99.3	100.0	100.0	58.4	73.9	88.9	100.0	41.9	55.5	68.6	81.2	/	40.2	50.9	61.1	
		kW	1.1	1.1	1.2	1.4	1.4	1.4	1.4	1.4	1.5	1.5	1.5	1.5	/	1.9	1.9	1.9	
	105	TC	12.5	12.5	14.3	15.8	15.2	15.2	15.1	16.0	18.9	18.8	18.8	18.6	/	23.6	23.2	23.1	
		S/T	83.1	99.7	100.0	100.0	59.5	76.2	92.5	100.0	41.9	55.8	69.2	82.2	/	40.2	51.5	62.1	
		kW	1.3	1.3	1.5	1.6	1.5	1.5	1.5	1.6	1.8	1.8	1.8	1.8	/	2.2	2.2	2.2	
		TC	11.6	11.9	14.0	16.2	14.8	14.8	14.8	16.1	18.7	18.7	18.6	18.6	/	23.2	23.1	23.0	
	115	S/T	86.0	100.0	100.0	100.0	60.0	77.1	93.7	100.0	41.9	55.9	69.6	82.5	/	40.2	51.5	62.2	
		kW	1.4	1.5	1.7	1.9	1.7	1.7	1.7	1.9	2.1	2.1	2.1	2.1	/	2.6	2.6	2.6	
		TC	21.5	21.5	22.4	25.1	25.7	25.7	26.0	25.7	29.7	29.8	30.0	30.1	/	33.9	33.9	34.1	
		S/T	76.3	92.9	100.0	100.0	56.8	70.9	84.3	96.7	41.7	54.2	66.2	77.4	/	40.1	51.1	61.1	
	810	65	kW	1.2	1.2	1.2	1.4	1.4	1.4	1.4	1.4	1.7	1.7	1.7	1.7	/	1.9	1.9	1.9
			TC	18.9	19.0	21.0	23.3	22.7	22.8	22.8	23.4	27.5	27.5	27.6	27.6	/	31.9	32.0	32.2
			S/T	80.3	97.5	100.0	100.0	58.5	74.3	90.0	99.8	41.7	55.3	68.3	80.7	/	40.3	51.8	62.5
			kW	1.1	1.1	1.3	1.4	1.4	1.4	1.4	1.4	1.7	1.7	1.7	1.7	/	1.9	1.9	1.9
75		TC	17.9	18.0	20.3	22.6	21.8	21.9	21.9	22.6	25.7	25.7	25.6	25.6	/	30.8	30.8	30.9	
		S/T	82.4	99.4	100.0	100.0	59.2	75.6	91.8	100.0	41.9	56.3	70.3	83.8	/	40.3	52.3	63.5	
		kW	1.3	1.3	1.5	1.6	1.6	1.6	1.6	1.6	1.8	1.8	1.8	1.8	/	2.1	2.2	2.2	
		TC	17.6	18.0	20.1	22.6	21.9	22.0	22.0	22.6	24.8	24.8	24.9	24.9	/	30.0	30.0	30.0	
85		S/T	83.2	99.5	100.0	100.0	59.2	75.6	91.7	100.0	41.9	56.9	71.3	85.1	/	40.4	52.8	64.3	
		kW	1.6	1.6	1.8	1.9	1.9	1.9	1.9	1.9	2.0	2.0	2.1	2.0	/	2.5	2.5	2.5	
		TC	17.0	17.2	19.7	21.4	20.1	19.9	20.0	21.4	23.8	23.9	24.0	23.9	/	29.0	29.1	29.1	
		S/T	84.9	100.0	100.0	100.0	60.7	79.1	95.7	100.0	42.1	57.6	72.6	87.1	/	40.5	53.3	65.2	
105		kW	1.8	1.8	2.0	2.1	2.0	2.0	2.0	2.1	2.3	2.3	2.3	2.3	/	2.9	2.9	2.9	
		TC	15.8	16.6	18.5	21.0	18.5	18.5	18.7	21.0	22.9	23.1	23.1	23.0	/	25.7	25.7	25.7	
		S/T	87.8	100.0	100.0	100.0	62.4	82.0	98.4	100.0	42.2	58.3	73.9	88.8	/	41.1	55.5	69.0	
		kW	2.0	2.0	2.2	2.5	2.2	2.2	2.2	2.5	2.7	2.7	2.7	2.7	/	2.8	2.8	2.8	
65		TC	24.3	24.6	27.0	29.3	29.0	29.2	29.3	29.5	33.0	33.8	34.0	34.2	/	36.7	36.9	37.9	
		S/T	78.9	95.8	100.0	100.0	57.9	72.9	88.1	99.4	41.7	55.2	68.1	80.5	/	40.4	52.7	63.5	
		kW	1.4	1.4	1.6	1.7	1.7	1.7	1.7	1.7	1.9	2.0	2.0	2.0	/	2.2	2.2	2.3	
		TC	21.4	21.8	24.5	27.3	25.8	26.0	26.1	27.2	31.2	31.3	31.4	31.4	/	35.4	35.7	36.1	
75		S/T	83.3	99.8	100.0	100.0	59.7	76.7	93.3	100.0	41.8	56.4	70.5	84.1	/	40.5	53.2	64.7	
		kW	1.4	1.4	1.5	1.7	1.6	1.7	1.7	1.7	2.0	2.0	2.0	2.0	/	2.2	2.3	2.3	
		TC	21.3	21.6	24.5	27.4	25.7	25.9	25.9	27.4	29.1	29.4	29.4	29.7	/	35.0	35.3	35.5	
		S/T	83.7	100.0	100.0	100.0	59.9	77.1	93.7	100.0	42.0	57.5	72.6	86.6	/	40.5	53.4	65.4	
85	kW	1.7	1.7	1.9	2.1	1.9	2.0	2.0	2.1	2.1	2.2	2.1	2.2	/	2.6	2.6	2.7		
	TC	21.5	21.7	24.6	27.3	25.9	26.1	26.1	27.3	29.6	29.7	29.8	29.8	/	33.9	34.1	34.3		
	S/T	83.8	100.0	100.0	100.0	59.8	77.0	93.5	100.0	41.9	57.4	72.3	86.7	/	40.7	54.1	66.5		
	kW	2.0	2.0	2.3	2.5	2.4	2.4	2.4	2.5	2.6	2.6	2.6	2.6	/	3.0	3.0	3.0		
105	TC	20.4	21.0	23.9	25.9	24.8	25.0	25.0	26.0	27.2	27.7	27.9	27.9	/	32.7	32.9	33.1		
	S/T	86.2	100.0	100.0	100.0	60.7	78.7	95.5	100.0	42.3	58.8	74.8	89.8	/	40.9	54.8	67.7		
	kW	2.2	2.3	2.6	2.7	2.7	2.7	2.7	2.7	2.8	2.9	2.9	2.9	/	3.4	3.4	3.4		
	TC	19.3	20.2	22.0	24.1	22.1	22.1	22.0	24.2	24.4	24.6	24.6	24.6	/	26.3	26.4	26.5		
115	S/T	88.5	100.0	100.0	100.0	63.1	83.5	99.9	100.0	42.8	61.4	79.5	95.5	/	42.3	59.3	75.4		
	kW	2.5	2.6	2.7	2.9	2.7	2.7	2.7	2.9	2.9	2.9	2.9	2.9	/	2.9	2.9	2.9		

Table 18

TC refers to total capacity in kBTU/hr S/T: refer to the ratio of sensible heat and total capacity
kW: refer to total input power

BOVA-36RXB-M15S+BIVA-36RCB-M20X (Cooling)																		
Indoor Airflow (CFM)	Outdoor DB (°F)	IWB (°F)	59				63				67				71			
		IDB (°F)	70	75	80	85	70	75	80	85	70	75	80	85	70	75	80	85
		kW	2.5	2.6	2.7	2.9	2.7	2.7	2.7	2.9	2.9	2.9	2.9	2.9	/	2.9	2.9	2.9
1180	65	TC	27.0	27.2	29.7	32.3	30.8	31.3	31.5	32.3	35.2	35.6	36.3	36.5	/	39.8	40.1	41.3
		S/T	80.7	98.1	100.0	100.0	59.2	75.8	92.2	100.0	41.8	56.8	70.9	84.7	/	40.6	53.8	65.5
		kW	1.6	1.7	1.8	1.9	1.9	1.9	1.9	1.9	2.1	2.2	2.2	2.2	/	2.4	2.4	2.6
		TC	24.2	25.3	28.7	31.8	29.5	29.9	30.1	31.8	33.5	34.2	34.4	34.4	/	39.0	39.5	39.9
	75	S/T	85.2	100.0	100.0	100.0	60.0	77.5	94.2	100.0	41.9	57.6	72.7	87.2	/	40.7	54.1	66.5
		kW	1.6	1.7	2.0	2.2	2.0	2.0	2.1	2.2	2.3	2.3	2.3	2.3	/	2.6	2.7	2.7
		TC	24.1	25.2	28.4	31.6	29.1	29.7	29.9	31.6	33.5	34.2	34.4	34.3	/	37.9	38.4	38.8
		S/T	85.5	100.0	100.0	100.0	60.4	78.1	94.8	100.0	41.9	57.7	73.0	87.8	/	40.8	54.7	67.6
	85	kW	2.0	2.1	2.3	2.6	2.4	2.4	2.4	2.6	2.7	2.8	2.8	2.8	/	3.0	3.0	3.1
		TC	24.1	25.1	28.2	31.3	29.3	29.5	29.5	31.4	33.5	34.1	34.2	34.1	/	37.3	37.5	37.6
		S/T	86.0	100.0	100.0	100.0	60.6	78.6	95.4	100.0	41.9	57.9	73.5	88.2	/	40.9	55.3	68.8
		kW	2.3	2.4	2.7	3.0	2.8	2.9	2.9	3.0	3.2	3.3	3.3	3.3	/	3.5	3.5	3.5
	105	TC	23.1	24.3	27.3	30.4	27.7	28.1	28.1	30.4	31.2	31.4	31.5	31.5	/	33.6	33.8	33.9
		S/T	87.7	100.0	100.0	100.0	61.8	80.7	97.4	100.0	42.3	59.6	76.5	92.1	/	41.6	57.4	72.5
		kW	2.6	2.8	3.1	3.4	3.1	3.2	3.2	3.4	3.5	3.5	3.5	3.5	/	3.5	3.5	3.5
		TC	20.2	21.6	23.6	25.4	22.7	22.8	23.6	25.4	24.8	24.9	25.1	25.4	/	26.7	26.9	27.0
	115	S/T	93.7	100.0	100.0	100.0	66.1	89.5	100.0	100.0	43.6	64.9	86.1	100.0	/	43.4	63.0	81.9
		kW	2.6	2.8	2.9	3.0	2.8	2.8	2.9	3.0	3.0	3.0	3.0	3.0	/	3.0	3.0	3.0
		TC	28.0	28.5	31.5	34.7	32.3	32.8	32.4	34.7	36.2	37.0	37.4	37.5	/	40.2	41.7	42.4
		S/T	83.0	99.7	100.0	100.0	60.0	77.8	95.3	100.0	41.9	57.7	73.2	88.0	/	40.9	54.7	67.7
1360	65	kW	1.8	1.8	2.0	2.2	2.0	2.1	2.0	2.2	2.3	2.3	2.4	2.4	/	2.5	2.7	2.7
		TC	25.8	26.8	30.5	33.6	30.5	31.0	31.2	33.7	34.3	34.7	35.0	35.5	/	40.0	41.0	41.6
		S/T	86.6	100.0	100.0	100.0	61.2	80.0	96.9	100.0	42.1	58.9	75.6	90.5	/	40.9	55.1	68.3
		kW	1.8	1.9	2.1	2.4	2.2	2.2	2.2	2.4	2.4	2.4	2.4	2.4	/	2.8	2.9	2.9
	75	TC	25.4	26.7	30.4	33.5	30.4	30.8	31.0	33.5	34.4	34.7	35.0	34.9	/	38.8	39.6	40.0
		S/T	87.6	100.0	100.0	100.0	61.4	80.7	97.5	100.0	42.1	59.2	76.0	91.8	/	41.1	56.0	70.0
		kW	2.1	2.2	2.5	2.8	2.5	2.6	2.6	2.8	2.8	2.8	2.8	2.8	/	3.1	3.2	3.2
		TC	25.2	26.6	30.1	33.2	30.1	30.5	30.6	33.2	34.4	34.7	34.8	34.8	/	37.7	37.9	38.1
	95	S/T	88.3	100.0	100.0	100.0	61.9	81.3	98.2	100.0	42.1	59.5	76.6	92.3	/	41.3	57.0	71.9
		kW	2.5	2.6	3.0	3.3	3.0	3.0	3.0	3.3	3.4	3.4	3.4	3.4	/	3.6	3.6	3.6
		TC	24.0	26.0	29.2	31.4	29.0	29.3	29.3	31.4	31.5	31.7	31.9	31.9	/	33.9	34.2	34.3
		S/T	90.5	100.0	100.0	100.0	62.8	83.4	99.8	100.0	42.6	61.5	80.5	96.1	/	42.1	59.5	76.1
	105	kW	2.8	3.0	3.4	3.5	3.4	3.4	3.4	3.5	3.5	3.5	3.5	3.5	/	3.6	3.6	3.6
		TC	20.7	22.5	24.5	25.8	22.9	23.0	24.4	25.8	24.9	25.1	25.3	25.8	/	26.8	27.0	27.1
		S/T	96.7	100.0	100.0	100.0	68.6	93.7	100.0	100.0	44.0	67.6	90.7	100.0	/	44.0	65.7	86.5
		kW	2.8	2.9	3.0	3.0	2.9	2.9	2.9	3.0	3.0	3.0	3.0	3.0	/	3.1	3.1	3.1

Table 19

TC refers to total capacity in kBTU/hr S/T: refer to the ratio of sensible heat and total capacity
kW: refer to total input power

BOVA-60RXB-M15S+BIVA-36RCB-M20X (Cooling)																			
Indoor Airflow (CFM)	Outdoor DB (°F)	IWB (°F)	59				63				67				71				
		IDB (°F)	70	75	80	85	70	75	80	85	70	75	80	85	70	75	80	85	
600	65	TC	19.8	19.7	19.7	19.7	21.4	21.4	21.3	21.2	24.6	24.4	25.1	24.9	/	29.9	29.7	29.4	
		S/T	68.5	80.2	91.7	100.0	54.7	65.7	76.4	86.5	42.6	52.3	61.5	70.3	/	41.1	49.0	56.7	
		kW	1.3	1.3	1.3	1.3	1.3	1.3	1.3	1.3	1.3	1.3	1.4	1.3	/	1.5	1.5	1.5	
		TC	19.6	19.5	19.4	19.5	21.2	21.7	21.5	21.3	24.9	24.2	24.1	24.0	/	28.8	28.6	28.4	
	75	S/T	68.7	80.6	92.3	100.0	54.8	65.4	76.1	86.4	42.6	52.3	62.0	71.2	/	40.9	49.2	57.1	
		kW	1.3	1.3	1.3	1.3	1.3	1.3	1.3	1.3	1.4	1.4	1.4	1.4	/	1.6	1.6	1.6	
		TC	18.8	18.7	18.6	18.9	20.6	20.5	20.3	20.2	22.2	22.1	22.1	22.0	/	26.5	25.7	25.6	
		S/T	69.5	81.8	93.9	100.0	54.9	66.4	77.7	88.5	42.2	53.0	63.5	73.4	/	40.6	49.7	58.5	
	85	kW	1.6	1.6	1.6	1.6	1.6	1.6	1.6	1.6	1.6	1.6	1.6	1.6	/	1.8	1.7	1.7	
		TC	17.8	17.7	17.7	18.2	19.3	19.3	19.2	19.1	21.0	20.9	20.9	20.9	/	26.0	26.0	25.9	
		S/T	70.5	83.5	95.9	100.0	55.5	67.6	79.4	90.7	42.1	53.5	64.6	75.0	/	40.6	49.7	58.3	
		kW	1.8	1.8	1.8	1.8	1.8	1.8	1.8	1.8	1.8	1.8	1.8	1.8	/	2.2	2.2	2.2	
	95	TC	16.7	16.6	16.6	17.3	18.1	18.1	18.1	18.0	19.7	19.6	19.6	19.6	/	25.1	24.9	24.7	
		S/T	71.9	85.6	98.1	100.0	56.1	69.0	81.5	93.5	42.1	54.2	66.0	77.0	/	40.5	50.0	59.1	
		kW	2.0	2.0	2.0	2.0	2.0	2.0	2.0	2.0	2.0	2.0	2.0	2.0	/	2.5	2.5	2.5	
		TC	15.4	15.4	15.5	16.3	16.7	16.7	16.7	16.6	19.3	19.1	19.0	18.9	/	24.1	23.8	23.7	
	105	S/T	73.7	88.6	100.0	100.0	57.0	70.9	84.4	96.6	42.1	54.6	66.7	78.3	/	40.4	50.4	59.9	
		kW	2.2	2.2	2.2	2.2	2.2	2.2	2.2	2.2	2.4	2.4	2.4	2.3	/	2.8	2.8	2.8	
		TC	22.0	21.9	22.0	22.8	25.0	25.1	25.5	25.2	31.7	31.4	31.3	31.2	/	38.5	38.3	37.1	
		S/T	72.2	86.5	98.4	100.0	55.8	68.2	79.9	91.8	42.3	52.6	62.6	72.1	/	40.7	49.1	57.4	
	810	65	kW	1.4	1.4	1.4	1.4	1.3	1.4	1.4	1.4	1.7	1.7	1.7	1.7	/	2.0	2.0	1.9
			TC	21.3	21.6	21.3	22.6	24.3	25.0	25.1	25.0	29.2	29.5	29.5	29.5	/	35.9	35.1	34.9
			S/T	72.9	86.9	99.4	100.0	56.1	68.3	80.4	92.1	42.1	53.1	63.6	73.6	/	40.5	49.6	58.3
			kW	1.3	1.3	1.3	1.3	1.4	1.5	1.5	1.5	1.7	1.7	1.7	1.7	/	2.1	2.0	2.0
75		TC	20.5	20.7	20.6	21.7	22.0	22.1	22.1	22.1	27.2	27.1	27.1	27.0	/	33.7	33.5	32.2	
		S/T	73.9	88.7	100.0	100.0	57.3	71.3	85.1	97.1	42.0	53.9	65.4	76.3	/	40.4	50.0	59.6	
		kW	1.6	1.6	1.6	1.6	1.6	1.6	1.6	1.6	1.9	1.9	1.9	1.9	/	2.3	2.3	2.1	
		TC	19.2	19.2	19.6	20.7	20.4	20.6	20.7	20.7	25.7	25.2	25.2	25.2	/	32.4	32.1	32.0	
95		S/T	75.7	91.8	100.0	100.0	58.3	73.2	87.9	99.4	42.0	54.8	67.1	78.8	/	40.4	50.3	59.8	
		kW	1.8	1.8	1.8	1.8	1.8	1.8	1.8	1.8	2.2	2.1	2.1	2.1	/	2.6	2.6	2.6	
		TC	18.0	18.0	18.6	20.3	19.4	19.5	19.5	20.4	24.7	24.6	24.7	24.4	/	30.9	30.7	30.5	
		S/T	77.7	94.3	100.0	100.0	59.1	74.9	90.7	99.9	42.0	55.1	67.7	79.9	/	40.3	50.8	60.7	
105		kW	2.1	2.1	2.1	2.2	2.1	2.1	2.1	2.2	2.5	2.5	2.5	2.5	/	3.0	3.0	3.0	
		TC	16.5	16.5	17.5	20.2	18.5	18.7	18.7	20.2	23.9	23.9	23.9	23.8	/	30.9	30.7	30.6	
		S/T	80.4	97.6	100.0	100.0	59.9	76.3	92.5	100.0	42.1	55.6	68.6	80.9	/	40.3	50.8	60.6	
		kW	2.3	2.3	2.3	2.6	2.4	2.4	2.4	2.6	2.9	2.9	2.9	2.9	/	3.6	3.6	3.6	
1000		65	TC	24.8	25.1	25.9	29.5	31.4	31.6	31.7	31.8	38.6	38.4	38.5	38.5	/	44.2	44.2	44.2
			S/T	76.1	92.2	100.0	100.0	56.3	69.3	82.2	93.9	41.9	53.1	63.9	74.0	/	40.3	49.9	59.0
			kW	1.4	1.4	1.5	1.6	1.7	1.7	1.7	1.8	2.1	2.1	2.1	2.1	/	2.4	2.4	2.4
			TC	24.9	24.9	26.5	29.3	29.9	30.2	30.2	30.2	35.3	34.4	35.2	35.3	/	42.9	42.8	42.7
		75	S/T	76.0	92.5	100.0	100.0	56.9	70.4	83.9	96.0	41.9	54.3	65.8	76.8	/	40.2	50.2	59.6
			kW	1.5	1.5	1.6	1.8	1.8	1.8	1.8	1.8	2.1	2.0	2.1	2.1	/	2.6	2.6	2.6
			TC	21.5	21.7	23.8	26.4	25.6	26.0	26.0	26.5	33.8	33.7	33.9	34.6	/	39.2	39.1	39.2
			S/T	80.5	97.8	100.0	100.0	59.0	74.5	90.2	100.0	41.9	54.6	66.7	77.5	/	40.3	51.2	61.2
	85	kW	1.6	1.6	1.7	1.8	1.8	1.8	1.8	1.9	2.4	2.4	2.4	2.5	/	2.7	2.7	2.7	
		TC	20.3	20.5	23.0	26.4	25.1	25.5	25.6	26.4	30.8	31.0	31.1	31.1	/	39.0	38.9	39.0	
		S/T	82.6	99.6	100.0	100.0	59.3	75.2	91.0	100.0	42.0	55.7	68.9	81.5	/	40.3	51.3	61.4	
		kW	1.9	1.9	2.0	2.3	2.2	2.2	2.2	2.3	2.6	2.6	2.6	2.6	/	3.3	3.2	3.2	
	95	TC	19.1	19.6	23.0	25.7	24.0	24.1	24.1	25.8	30.1	30.2	30.3	30.2	/	38.2	37.6	37.6	
		S/T	85.1	100.0	100.0	100.0	60.1	77.0	93.7	100.0	42.0	56.2	69.7	82.7	/	40.3	51.7	62.3	
		kW	2.1	2.1	2.5	2.7	2.5	2.5	2.5	2.7	3.0	3.0	3.0	3.0	/	3.8	3.7	3.7	
		TC	18.0	19.5	22.7	26.0	23.2	23.5	23.7	26.1	30.0	30.2	30.2	30.3	/	35.3	35.3	35.4	
	105	S/T	87.6	100.0	100.0	100.0	60.7	78.2	94.5	100.0	42.0	56.2	69.9	82.8	/	40.5	52.5	63.8	
		kW	2.4	2.6	2.9	3.2	2.9	2.9	3.0	3.2	3.6	3.6	3.6	3.6	/	4.1	4.1	4.1	

Table 20

TC refers to total capacity in kBTU/hr S/T: refer to the ratio of sensible heat and total capacity
kW: refer to total input power

BOVA-60RXB-M15S+BIVA-36RCB-M20X (Cooling)																		
Indoor Airflow (CFM)	Outdoor DB (°F)	IWB (°F)	59				63				67				71			
		IDB (°F)	70	75	80	85	70	75	80	85	70	75	80	85	70	75	80	85
1180	65	TC	26.3	26.5	29.4	33.9	34.8	35.1	35.0	35.3	42.8	42.8	42.3	42.5	/	48.9	49.0	49.4
		S/T	78.1	95.2	100.0	100.0	56.5	69.8	83.2	94.9	41.8	53.3	64.6	74.9	/	40.2	50.1	59.3
		kW	1.5	1.5	1.6	1.9	1.9	1.9	1.9	1.9	2.4	2.4	2.3	2.3	/	2.7	2.7	2.8
	75	TC	27.6	27.9	28.7	32.0	31.7	31.9	32.0	32.1	37.7	37.9	38.1	38.3	/	46.7	46.7	46.9
		S/T	76.7	93.2	100.0	100.0	57.7	72.2	86.8	98.5	41.8	54.7	66.9	78.4	/	40.2	50.6	60.2
		kW	1.8	1.8	1.8	2.0	1.9	1.9	1.9	1.9	2.3	2.3	2.3	2.3	/	2.9	2.9	3.0
	85	TC	22.3	22.8	26.0	29.8	27.9	28.4	28.3	29.8	37.1	37.3	37.4	37.4	/	42.6	42.6	42.9
		S/T	83.7	99.9	100.0	100.0	59.5	75.7	92.2	100.0	41.8	54.9	67.4	79.4	/	40.3	51.7	62.1
		kW	1.7	1.7	1.9	2.1	2.0	2.0	2.0	2.1	2.7	2.7	2.7	2.7	/	3.0	3.0	3.0
	95	TC	21.9	23.1	26.0	29.9	28.1	28.6	28.3	29.9	33.7	33.9	34.2	34.3	/	42.4	42.3	41.9
		S/T	84.7	99.8	100.0	100.0	59.5	75.6	92.4	100.0	42.0	56.3	69.9	82.9	/	40.2	51.8	62.8
		kW	2.0	2.1	2.3	2.6	2.5	2.5	2.5	2.6	2.9	2.9	2.9	2.9	/	3.6	3.6	3.5
	105	TC	21.6	22.2	26.1	28.8	26.9	27.0	26.9	28.8	32.8	32.9	33.2	33.2	/	41.2	41.2	41.4
		S/T	85.5	100.0	100.0	100.0	60.3	77.7	94.6	100.0	42.0	56.8	70.8	84.5	/	40.3	52.2	63.1
		kW	2.4	2.4	2.8	3.0	2.9	2.8	2.8	3.0	3.3	3.3	3.3	3.3	/	4.2	4.2	4.2
	115	TC	20.3	21.7	25.4	29.4	25.5	25.9	26.2	29.4	31.7	32.0	32.1	32.4	/	36.5	36.7	36.9
		S/T	88.3	100.0	100.0	100.0	61.3	79.3	95.7	100.0	42.1	57.3	71.9	85.7	/	40.8	53.9	66.2
		kW	2.7	2.8	3.2	3.7	3.2	3.2	3.3	3.7	3.8	3.8	3.9	3.9	/	4.2	4.2	4.2
1360	65	TC	29.3	29.2	33.0	35.5	38.1	38.3	37.0	38.5	44.2	44.3	44.6	44.8	/	50.3	50.6	51.1
		S/T	77.4	94.7	100.0	100.0	56.4	69.8	84.4	95.1	41.7	53.8	65.3	76.0	/	40.1	50.7	60.3
		kW	1.7	1.7	1.9	2.0	2.1	2.1	2.1	2.1	2.5	2.5	2.5	2.5	/	2.8	2.8	2.9
	75	TC	27.0	28.7	30.9	33.7	33.1	33.5	33.7	34.5	39.4	39.6	40.0	40.8	/	47.8	47.9	48.2
		S/T	80.0	95.5	100.0	100.0	58.1	73.3	88.4	99.2	41.8	55.2	67.8	79.4	/	40.2	51.3	61.5
		kW	1.7	1.9	2.0	2.1	2.1	2.1	2.1	2.1	2.4	2.4	2.5	2.5	/	3.0	3.0	3.0
	85	TC	23.5	24.3	28.2	32.5	30.2	30.3	30.5	32.5	38.6	38.8	39.0	39.7	/	44.8	45.1	45.4
		S/T	85.0	100.0	100.0	100.0	59.6	76.4	92.8	100.0	41.8	55.5	68.6	80.6	/	40.3	52.1	62.8
		kW	1.8	1.8	2.1	2.4	2.2	2.2	2.2	2.4	2.9	2.9	2.9	2.9	/	3.2	3.2	3.3
	95	TC	23.1	24.5	28.3	32.0	29.9	30.4	30.5	32.0	35.8	36.2	36.5	36.5	/	43.9	44.0	44.2
		S/T	86.1	100.0	100.0	100.0	59.8	76.6	93.1	100.0	41.9	56.6	70.6	84.0	/	40.3	52.4	63.6
		kW	2.2	2.3	2.5	2.8	2.7	2.7	2.7	2.8	3.1	3.1	3.1	3.1	/	3.8	3.8	3.8
	105	TC	22.8	24.1	27.8	31.1	29.0	29.1	28.6	31.1	34.5	34.9	35.2	35.2	/	43.1	43.2	43.5
		S/T	86.8	100.0	100.0	100.0	60.4	78.2	95.7	100.0	42.0	57.2	71.8	85.9	/	40.4	52.7	64.1
		kW	2.6	2.7	3.0	3.2	3.1	3.1	3.0	3.2	3.6	3.6	3.6	3.6	/	4.4	4.5	4.5
	115	TC	21.9	23.5	27.6	30.8	27.5	27.8	28.1	30.8	33.1	32.8	33.7	33.4	/	37.1	37.4	37.5
		S/T	88.9	100.0	100.0	100.0	61.5	80.0	96.4	100.0	42.2	58.4	73.2	88.3	/	41.0	55.1	68.2
		kW	2.9	3.1	3.5	3.8	3.5	3.5	3.5	3.8	4.0	4.0	4.1	4.0	/	4.3	4.3	4.3

Table 21

TC refers to total capacity in kBTU/hr S/T: refer to the ratio of sensible heat and total capacity
kW: refer to total input power

BOVA-60RXB-M15S+BIVA-48RCB-M20X (Cooling)																		
Indoor Airflow (CFM)	Outdoor DB (°F)	IWB (°F)	59				63				67				71			
		IDB (°F)	70	75	80	85	70	75	80	85	70	75	80	85	70	75	80	85
1150	65	TC	30.2	30.8	32.2	36.6	36.7	37.1	37.5	37.6	42.5	42.9	43.2	43.3	/	50.4	49.9	50.0
		S/T	78.6	95.2	100.0	100.0	57.7	72.2	86.5	97.8	42.1	55.1	67.6	79.5	/	40.6	51.8	62.2
		kW	1.5	1.6	1.6	1.9	1.8	1.9	1.9	1.9	2.1	2.2	2.2	2.2	/	2.6	2.6	2.6
	75	TC	27.8	28.2	30.4	34.2	32.8	33.2	33.5	33.8	40.3	41.0	41.3	41.3	/	46.8	46.8	47.0
		S/T	81.5	98.1	100.0	100.0	59.5	75.7	91.8	100.0	42.2	56.0	69.1	81.8	/	40.8	52.8	63.8
		kW	1.6	1.6	1.7	1.9	1.8	1.8	1.8	1.9	2.3	2.4	2.4	2.4	/	2.6	2.6	2.6
	85	TC	24.8	25.5	29.8	33.3	31.5	31.9	32.1	33.3	37.6	37.8	38.0	38.0	/	45.3	45.3	45.6
		S/T	86.1	100.0	100.0	100.0	60.4	77.4	94.0	100.0	42.5	57.3	71.6	85.5	/	41.0	53.5	64.9
		kW	1.7	1.7	2.0	2.2	2.1	2.1	2.1	2.2	2.4	2.4	2.4	2.4	/	2.9	2.9	3.0
	95	TC	25.2	25.8	30.1	33.5	31.7	32.1	32.3	33.5	36.5	37.2	37.5	37.8	/	44.9	44.9	45.3
		S/T	86.0	100.0	100.0	100.0	60.5	77.7	94.3	100.0	42.7	57.9	72.4	86.2	/	41.2	53.8	65.4
		kW	2.1	2.1	2.4	2.6	2.5	2.6	2.6	2.6	2.8	2.9	2.9	2.9	/	3.5	3.5	3.5
	105	TC	24.2	25.6	29.8	32.9	30.3	30.6	30.6	32.9	35.1	35.4	36.2	36.4	/	41.3	41.4	41.5
		S/T	88.1	100.0	100.0	100.0	61.5	79.6	96.8	100.0	42.9	58.9	73.8	88.2	/	41.6	55.2	67.9
		kW	2.4	2.5	2.8	3.1	2.9	2.9	2.9	3.1	3.2	3.2	3.3	3.3	/	3.7	3.7	3.7
	115	TC	23.9	25.1	28.6	31.8	28.1	28.5	29.0	31.9	32.4	32.8	33.1	33.5	/	36.3	36.5	36.7
		S/T	88.8	100.0	100.0	100.0	63.1	82.5	98.8	100.0	43.3	60.5	77.1	92.4	/	42.4	57.6	72.0
		kW	2.8	2.9	3.2	3.5	3.1	3.1	3.2	3.5	3.5	3.5	3.5	3.6	/	3.7	3.7	3.7
1380	65	TC	35.4	35.7	38.8	42.3	40.8	41.2	41.6	41.8	46.7	48.1	48.5	48.8	/	53.6	54.1	54.5
		S/T	80.0	97.0	100.0	100.0	58.8	74.9	90.7	99.9	42.1	56.2	69.8	82.8	/	40.8	53.4	65.0
		kW	1.9	1.9	2.1	2.2	2.1	2.1	2.1	2.2	2.4	2.5	2.6	2.6	/	2.9	2.9	3.0
	75	TC	31.1	31.6	35.2	39.4	36.5	37.1	38.1	39.4	45.4	45.8	46.3	46.5	/	52.0	52.3	52.8
		S/T	84.9	99.8	100.0	100.0	60.9	78.9	95.0	100.0	42.4	57.3	71.6	85.4	/	41.1	54.0	65.9
		kW	1.8	1.9	2.0	2.3	2.1	2.2	2.2	2.3	2.7	2.7	2.7	2.8	/	3.0	3.0	3.1
	85	TC	29.6	31.0	35.4	40.0	36.7	37.3	38.1	40.0	42.8	43.1	43.4	43.6	/	51.6	51.9	52.5
		S/T	87.4	100.0	100.0	100.0	61.1	79.2	95.4	100.0	42.6	58.5	73.9	88.6	/	41.3	54.5	66.6
		kW	2.1	2.2	2.4	2.8	2.6	2.6	2.7	2.8	2.9	2.9	2.9	2.9	/	3.6	3.6	3.7
	95	TC	30.0	31.5	36.0	40.2	36.4	37.5	37.8	40.2	42.9	43.1	43.4	43.5	/	48.1	48.3	48.6
		S/T	87.3	100.0	100.0	100.0	61.6	79.4	96.3	100.0	42.8	58.8	74.3	89.3	/	41.7	55.9	69.1
		kW	2.5	2.7	3.0	3.3	3.0	3.1	3.2	3.3	3.5	3.5	3.5	3.5	/	3.8	3.8	3.8
	105	TC	29.4	30.6	35.3	38.7	35.2	35.7	36.4	38.8	39.9	40.3	40.2	40.3	/	42.4	42.8	43.1
		S/T	88.6	100.0	100.0	100.0	62.5	81.6	98.0	100.0	43.1	60.2	77.4	93.1	/	42.5	58.3	73.3
		kW	3.0	3.0	3.5	3.7	3.5	3.5	3.6	3.7	3.8	3.9	3.8	3.8	/	3.8	3.8	3.8
	115	TC	27.4	29.1	32.0	34.7	30.5	30.8	32.0	34.7	34.0	34.8	35.1	35.0	/	36.7	37.3	37.5
		S/T	91.8	100.0	100.0	100.0	65.6	87.9	100.0	100.0	44.0	63.4	82.9	98.9	/	43.6	61.5	78.9
		kW	3.3	3.4	3.6	3.7	3.5	3.5	3.6	3.7	3.7	3.8	3.8	3.7	/	3.7	3.7	3.7
1580	65	TC	37.4	37.8	41.8	45.8	43.4	44.8	44.6	45.8	50.2	50.8	51.5	51.9	/	57.3	57.9	58.6
		S/T	82.8	99.0	100.0	100.0	59.8	76.6	93.6	100.0	42.1	57.3	71.9	86.0	/	40.9	54.2	66.5
		kW	2.1	2.1	2.3	2.5	2.4	2.5	2.5	2.5	2.8	2.8	2.8	2.9	/	3.2	3.3	3.3
	75	TC	33.5	34.5	39.3	44.6	40.2	41.0	41.4	44.6	47.3	48.0	49.0	49.2	/	56.3	57.5	58.1
		S/T	87.5	100.0	100.0	100.0	61.4	80.1	96.8	100.0	42.4	58.5	74.0	88.9	/	41.1	54.6	67.1
		kW	2.1	2.1	2.4	2.8	2.5	2.5	2.5	2.8	2.9	2.9	3.0	3.0	/	3.5	3.7	3.7
	85	TC	33.0	34.7	39.7	44.8	40.3	41.1	41.4	44.8	47.1	48.4	48.8	49.0	/	53.8	54.5	55.2
		S/T	88.5	100.0	100.0	100.0	61.8	80.6	97.4	100.0	42.6	58.8	74.6	89.7	/	41.5	55.8	69.1
		kW	2.5	2.6	2.9	3.3	3.0	3.0	3.0	3.3	3.4	3.6	3.6	3.6	/	3.9	3.9	4.0
	95	TC	33.1	35.1	39.9	44.4	40.0	40.7	41.0	44.4	45.5	45.9	46.3	46.5	/	48.9	49.4	49.7
		S/T	89.0	100.0	100.0	100.0	62.3	81.5	98.2	100.0	42.8	60.0	76.9	92.5	/	42.1	57.8	72.8
		kW	2.9	3.1	3.5	3.9	3.5	3.5	3.6	3.8	3.9	3.9	3.9	3.9	/	4.0	4.0	4.0
	105	TC	32.3	34.2	38.7	40.3	37.6	38.7	38.9	40.5	39.9	40.4	40.7	40.7	/	42.6	43.7	43.5
		S/T	90.4	100.0	100.0	100.0	63.8	83.9	99.9	100.0	43.5	62.8	82.2	98.2	/	43.1	60.6	78.1
		kW	3.4	3.5	4.0	3.9	3.9	4.0	4.0	3.9	3.9	3.9	3.9	3.9	/	3.9	4.0	3.9
	115	TC	27.9	30.9	34.2	36.1	31.7	32.1	34.2	36.1	34.7	35.2	35.4	36.1	/	37.3	37.9	38.1
		S/T	96.6	100.0	100.0	100.0	67.8	92.0	100.0	100.0	44.3	66.4	88.6	100.0	/	44.2	64.5	84.2
		kW	3.4	3.6	3.9	3.9	3.7	3.7	3.9	3.9	3.9	3.9	3.9	3.9	/	3.9	3.9	3.9

Table 22

TC refers to total capacity in kBTU/hr S/T: refer to the ratio of sensible heat and total capacity
kW: refer to total input power

BOVA-60RXB-M15S+BIVA-48RCB-M20X (Cooling)																		
Indoor Airflow (CFM)	Outdoor DB (°F)	IWB (°F)	59				63				67				71			
		IDB (°F)	70	75	80	85	70	75	80	85	70	75	80	85	70	75	80	85
1770	65	TC	38.9	39.5	43.8	48.5	44.8	46.2	45.7	48.6	50.9	51.9	53.4	53.8	/	58.4	59.3	61.5
		S/T	84.3	99.6	100.0	100.0	60.5	78.5	95.9	100.0	42.0	58.1	73.5	88.3	/	41.0	55.0	67.7
		kW	2.3	2.3	2.5	2.8	2.6	2.7	2.6	2.8	2.9	3.0	3.1	3.1	/	3.4	3.5	3.7
	75	TC	34.3	36.9	41.6	46.8	41.7	42.7	43.7	46.8	48.5	49.8	50.3	50.4	/	57.9	58.9	59.7
		S/T	89.9	100.0	100.0	100.0	62.2	81.9	97.8	100.0	42.3	59.1	75.9	91.7	/	41.2	55.5	68.8
		kW	2.2	2.4	2.7	3.0	2.7	2.8	2.8	3.0	3.1	3.2	3.2	3.2	/	3.8	3.9	3.9
	85	TC	34.5	37.2	42.0	47.2	41.8	42.8	43.2	47.2	48.2	49.5	49.9	50.1	/	54.1	55.0	55.5
		S/T	90.4	100.0	100.0	100.0	62.5	82.4	98.6	100.0	42.5	59.7	76.8	92.6	/	41.7	57.0	71.5
		kW	2.7	2.9	3.2	3.6	3.2	3.3	3.3	3.6	3.7	3.8	3.8	3.7	/	4.0	4.0	4.0
	95	TC	34.2	37.2	42.6	45.9	41.5	42.6	43.1	46.0	45.6	46.3	46.7	46.7	/	49.2	49.8	50.2
		S/T	91.2	100.0	100.0	100.0	63.0	83.1	99.3	100.0	42.9	61.3	79.7	96.0	/	42.3	59.2	75.6
		kW	3.2	3.4	3.9	4.1	3.8	3.9	3.9	4.1	4.0	4.0	4.0	4.0	/	4.1	4.1	4.1
	105	TC	33.0	36.4	39.4	41.5	38.0	38.3	39.4	41.4	40.0	40.5	40.9	41.0	/	42.6	43.3	43.8
		S/T	93.0	100.0	100.0	100.0	65.1	87.7	100.0	100.0	43.6	64.5	85.6	100.0	/	43.4	62.7	81.6
		kW	3.6	3.9	4.1	4.1	4.0	4.0	4.1	4.0	4.0	4.0	4.0	4.0	/	4.0	4.0	4.0
	115	TC	28.1	31.5	34.6	36.6	31.7	32.7	34.6	36.6	34.4	35.0	35.3	36.6	/	37.3	37.9	38.2
		S/T	98.9	100.0	100.0	100.0	69.7	95.0	100.0	100.0	44.4	68.7	92.6	100.0	/	44.5	66.7	88.1
		kW	3.5	3.8	4.0	4.0	3.8	3.9	4.0	4.0	3.9	3.9	3.9	4.0	/	4.0	4.0	4.0
1920	65	TC	39.9	40.8	45.2	50.5	46.2	47.0	47.6	50.6	52.0	53.9	55.4	55.8	/	59.0	61.7	62.7
		S/T	86.2	100.0	100.0	100.0	61.2	80.6	97.1	100.0	41.9	58.7	74.9	90.3	/	41.0	55.5	69.1
		kW	2.5	2.5	2.7	3.0	2.8	2.8	2.9	3.1	3.1	3.3	3.4	3.4	/	3.6	3.7	3.8
	75	TC	35.4	38.4	44.2	49.3	42.9	44.5	45.0	49.5	50.3	51.8	52.3	52.1	/	58.6	60.0	60.7
		S/T	91.6	100.0	100.0	100.0	62.8	83.1	99.0	100.0	42.2	59.7	77.3	93.5	/	41.2	56.3	70.6
		kW	2.4	2.6	3.0	3.3	2.9	3.0	3.0	3.3	3.4	3.5	3.5	3.4	/	4.0	4.1	4.1
	85	TC	35.4	38.9	44.9	49.4	42.9	44.5	45.4	49.4	49.4	50.2	51.1	51.5	/	54.3	55.1	55.7
		S/T	92.2	100.0	100.0	100.0	63.2	84.0	99.4	100.0	42.5	60.8	78.8	94.8	/	41.8	58.3	74.1
		kW	2.9	3.1	3.6	3.9	3.4	3.5	3.6	3.9	3.9	3.9	4.0	4.0	/	4.1	4.1	4.1
	95	TC	35.6	38.8	43.9	46.5	42.6	43.2	43.9	46.5	45.7	46.4	46.8	47.0	/	48.7	49.7	50.4
		S/T	92.6	100.0	100.0	100.0	63.9	85.6	100.0	100.0	42.9	62.8	82.8	98.5	/	42.6	60.9	78.5
		kW	3.4	3.7	4.1	4.1	4.0	4.1	4.1	4.1	4.1	4.1	4.1	4.1	/	4.1	4.1	4.2
	105	TC	33.6	37.2	39.8	41.7	38.5	38.8	39.8	41.7	39.9	40.6	40.9	41.7	/	42.7	43.4	43.7
		S/T	95.4	100.0	100.0	100.0	66.4	90.5	100.0	100.0	43.6	66.3	89.1	100.0	/	43.6	64.6	85.1
		kW	3.8	4.1	4.2	4.1	4.2	4.2	4.1	4.1	4.1	4.1	4.1	4.1	/	4.1	4.1	4.1
	115	TC	28.7	32.4	34.8	37.1	31.8	32.7	34.8	37.1	34.3	35.0	35.3	37.1	/	37.2	37.9	38.2
		S/T	99.9	100.0	100.0	100.0	71.5	97.7	100.0	100.0	44.5	70.9	96.0	100.0	/	44.8	69.0	91.9
		kW	3.7	4.0	4.0	4.1	3.9	4.0	4.0	4.1	4.0	4.0	4.0	4.1	/	4.1	4.1	4.1

Table 23

TC refers to total capacity in kBTU/hr S/T: refer to the ratio of sensible heat and total capacity
kW: refer to total input power

BOVA-60RXB-M15S+BIVA-60RCB-M20X (Cooling)																		
Indoor Airflow (CFM)	Outdoor DB (°F)	IWB (°F)	59				63				67				71			
		IDB (°F)	70	75	80	85	70	75	80	85	70	75	80	85	70	75	80	85
1090	65	TC	28.5	30.3	33.0	37.0	36.0	36.2	36.3	37.0	42.6	42.5	42.6	42.7	/	50.1	50.0	49.9
		S/T	80.3	95.4	100.0	100.0	58.8	73.3	87.4	98.7	43.0	56.1	68.5	80.2	/	41.5	52.6	63.0
		kW	1.5	1.5	1.7	1.8	1.8	1.8	1.8	1.8	2.2	2.1	2.1	2.1	/	2.6	2.6	2.6
	75	TC	28.2	28.6	32.1	35.9	34.9	35.1	35.2	36.2	39.9	39.9	39.9	40.0	/	49.5	49.3	49.2
		S/T	80.6	97.6	100.0	100.0	59.4	74.3	89.0	99.5	43.1	57.0	70.2	82.5	/	41.5	52.8	63.3
		kW	1.6	1.6	1.8	2.1	2.0	2.0	2.0	2.1	2.3	2.3	2.3	2.3	/	2.9	2.9	2.9
	85	TC	28.3	28.6	32.2	36.1	34.3	35.0	35.2	36.3	39.9	40.0	40.0	40.0	/	48.3	48.1	48.1
		S/T	80.7	97.8	100.0	100.0	59.7	74.5	89.2	99.6	43.1	57.0	70.3	82.8	/	41.5	53.2	64.0
		kW	2.0	2.0	2.2	2.5	2.4	2.5	2.5	2.5	2.7	2.7	2.7	2.7	/	3.3	3.3	3.3
	95	TC	27.9	28.9	32.4	36.2	34.6	34.7	34.8	36.4	40.0	40.0	40.0	40.1	/	47.8	47.6	47.7
		S/T	81.4	97.7	100.0	100.0	59.7	75.0	89.9	99.6	43.1	57.1	70.5	83.1	/	41.6	53.4	64.3
		kW	2.4	2.5	2.7	3.0	2.9	2.9	2.9	3.0	3.3	3.3	3.3	3.3	/	4.0	4.0	4.0
	105	TC	27.4	27.9	31.9	34.7	33.3	33.3	33.4	34.8	37.9	37.8	37.9	38.0	/	46.4	45.8	45.7
		S/T	82.3	99.0	100.0	100.0	60.3	76.3	91.9	100.0	43.3	58.0	72.2	85.3	/	41.7	54.0	65.4
		kW	2.8	2.8	3.2	3.4	3.3	3.3	3.3	3.4	3.6	3.6	3.6	3.6	/	4.6	4.5	4.5
	115	TC	24.5	25.8	28.4	31.6	28.2	28.3	28.4	31.6	32.4	32.4	32.6	32.8	/	37.0	36.8	37.1
		S/T	86.1	100.0	100.0	100.0	63.0	81.5	98.4	100.0	43.8	60.7	76.7	91.6	/	42.6	57.5	71.0
		kW	2.9	3.0	3.2	3.5	3.2	3.2	3.1	3.5	3.5	3.5	3.5	3.5	/	3.9	3.8	3.9
1350	65	TC	34.5	34.9	39.7	43.3	41.6	41.8	42.0	43.3	49.1	49.0	49.0	50.1	/	56.5	56.3	56.4
		S/T	81.1	98.0	100.0	100.0	59.8	75.2	90.4	99.9	43.1	57.1	70.5	82.4	/	41.7	53.9	65.1
		kW	1.8	1.8	2.1	2.3	2.2	2.2	2.2	2.3	2.6	2.6	2.6	2.7	/	3.1	3.1	3.1
	75	TC	33.0	34.3	38.6	43.6	40.4	40.7	40.9	43.5	47.8	47.8	47.8	47.9	/	55.8	55.1	55.2
		S/T	82.7	98.7	100.0	100.0	60.4	76.3	91.8	99.9	43.2	57.6	71.3	84.2	/	41.7	54.2	65.7
		kW	2.0	2.1	2.4	2.7	2.5	2.5	2.5	2.7	3.0	3.0	3.0	3.0	/	3.5	3.4	3.4
	85	TC	33.1	33.9	38.7	43.6	40.4	40.6	40.9	43.2	47.6	47.6	47.6	47.8	/	55.0	54.5	54.4
		S/T	82.9	99.3	100.0	100.0	60.5	76.7	92.2	100.0	43.2	57.7	71.6	84.7	/	41.8	54.5	66.3
		kW	2.4	2.5	2.8	3.2	3.0	3.0	3.0	3.2	3.5	3.5	3.5	3.5	/	4.1	4.0	4.0
	95	TC	33.5	34.2	39.1	43.4	40.6	40.9	41.0	43.5	47.5	47.5	47.5	47.7	/	54.5	54.4	54.3
		S/T	82.9	99.2	100.0	100.0	60.6	76.7	92.4	100.0	43.2	57.9	72.0	85.1	/	41.8	54.6	66.5
		kW	3.0	3.0	3.5	3.9	3.6	3.6	3.6	3.9	4.2	4.2	4.2	4.2	/	4.9	4.9	4.9
	105	TC	32.2	33.9	38.1	41.7	39.2	39.3	39.6	41.7	44.0	44.0	44.1	44.2	/	50.0	49.6	50.0
		S/T	84.5	99.6	100.0	100.0	61.2	78.1	94.0	100.0	43.5	59.2	74.3	88.4	/	42.2	56.2	68.9
		kW	3.4	3.6	4.0	4.3	4.1	4.1	4.2	4.3	4.5	4.5	4.5	4.5	/	5.0	5.0	5.0
	115	TC	26.4	28.8	31.9	34.2	30.2	30.5	32.0	34.2	33.9	34.1	34.2	34.3	/	38.5	38.6	38.7
		S/T	91.9	100.0	100.0	100.0	66.0	86.9	100.0	100.0	44.7	64.2	82.9	98.7	/	43.8	61.0	76.9
		kW	3.1	3.3	3.6	3.6	3.4	3.5	3.6	3.6	3.7	3.7	3.7	3.6	/	4.0	4.0	4.0
1560	65	TC	37.8	39.4	43.5	48.5	44.9	45.2	45.6	48.6	52.7	52.6	52.8	53.9	/	62.0	61.3	61.9
		S/T	82.7	98.7	100.0	100.0	60.8	77.2	92.9	100.0	43.2	58.1	72.3	85.1	/	41.7	54.7	66.4
		kW	2.1	2.2	2.4	2.7	2.5	2.5	2.6	2.7	3.0	3.0	3.0	3.1	/	3.7	3.7	3.8
	75	TC	37.4	38.4	43.9	48.5	45.3	45.6	45.8	48.4	53.1	53.0	53.2	53.4	/	59.7	59.6	59.7
		S/T	83.4	99.5	100.0	100.0	60.8	77.3	93.0	100.0	43.1	58.1	72.4	85.7	/	41.9	55.1	67.4
		kW	2.5	2.5	2.9	3.2	3.0	3.0	3.0	3.2	3.6	3.5	3.6	3.6	/	4.0	3.9	4.0
	85	TC	37.6	38.6	44.0	48.9	45.2	45.5	45.8	48.5	52.6	52.6	52.7	52.9	/	59.6	59.4	59.6
		S/T	83.7	99.6	100.0	100.0	61.0	77.7	93.5	100.0	43.2	58.4	72.9	86.6	/	41.9	55.3	67.8
		kW	3.0	3.0	3.4	3.9	3.6	3.6	3.6	3.8	4.2	4.2	4.2	4.2	/	4.7	4.7	4.7
	95	TC	37.3	38.9	43.8	48.5	44.9	45.1	45.9	48.6	52.7	52.6	52.7	52.8	/	58.7	59.0	59.0
		S/T	84.3	99.6	100.0	100.0	61.2	78.3	93.8	100.0	43.2	58.6	73.3	87.2	/	42.0	55.6	68.3
		kW	3.5	3.6	4.1	4.6	4.2	4.3	4.4	4.6	5.0	5.0	5.0	5.0	/	5.5	5.6	5.6
	105	TC	35.1	37.5	42.2	45.4	42.2	42.4	42.9	45.4	46.1	46.0	46.6	46.5	/	51.1	51.1	51.1
		S/T	86.7	100.0	100.0	100.0	62.4	80.5	96.8	100.0	43.7	61.0	77.2	92.4	/	42.8	58.2	72.6
		kW	3.8	4.1	4.6	4.8	4.6	4.7	4.7	4.8	4.8	4.8	4.9	4.9	/	5.2	5.2	5.2
	115	TC	27.2	30.3	33.8	37.2	31.1	31.4	33.8	37.2	35.4	35.6	35.8	37.1	/	39.3	39.5	39.7
		S/T	96.3	100.0	100.0	100.0	68.5	91.8	100.0	100.0	45.1	66.4	87.1	99.9	/	44.7	63.8	81.7
		kW	3.3	3.6	3.8	4.1	3.6	3.6	3.8	4.1	3.9	4.0	4.0	4.1	/	4.2	4.2	4.2

Table 24

TC refers to total capacity in kBTU/hr S/T: refer to the ratio of sensible heat and total capacity
kW: refer to total input power

BOVA-60RXB-M15S+BIVA-60RCB-M20X (Cooling)																		
Indoor Airflow (CFM)	Outdoor DB (°F)	IWB (°F) IDB (°F)	59				63				67				71			
			70	75	80	85	70	75	80	85	70	75	80	85	70	75	80	85
1760	65	TC	39.8	41.5	47.1	52.3	48.1	48.4	49.4	52.3	56.7	56.8	56.9	57.2	/	64.9	64.8	65.1
		S/T	84.3	99.6	100.0	100.0	61.2	78.3	93.9	100.0	43.0	58.5	73.1	86.9	/	41.8	55.2	67.6
		kW	2.4	2.5	2.8	3.2	2.9	2.9	3.0	3.2	3.6	3.6	3.6	3.6	/	4.1	4.1	4.1
	75	TC	39.6	42.1	47.0	52.7	47.9	48.2	49.2	52.7	57.2	57.2	57.4	57.6	/	63.8	63.8	63.9
		S/T	84.9	99.7	100.0	100.0	61.4	78.6	94.3	100.0	43.0	58.5	73.1	86.9	/	41.9	55.6	68.3
		kW	2.8	2.9	3.2	3.7	3.3	3.4	3.5	3.7	4.2	4.1	4.2	4.2	/	4.6	4.6	4.6
	85	TC	39.6	41.6	47.2	52.7	47.6	47.9	49.0	52.7	56.3	56.5	56.6	56.7	/	62.8	62.8	62.9
		S/T	85.4	99.9	100.0	100.0	61.7	79.3	95.0	100.0	43.1	58.8	73.9	88.1	/	42.0	56.0	69.1
		kW	3.2	3.4	3.9	4.4	3.9	4.0	4.1	4.4	4.8	4.8	4.8	4.8	/	5.3	5.3	5.3
	95	TC	39.2	41.0	46.8	52.3	47.3	47.5	48.1	52.4	54.9	54.9	55.0	55.3	/	59.8	59.8	59.9
		S/T	86.2	100.0	100.0	100.0	62.0	80.0	96.2	100.0	43.2	59.5	75.1	89.5	/	42.2	57.0	70.7
		kW	3.8	3.9	4.6	5.2	4.7	4.7	4.7	5.2	5.5	5.5	5.5	5.5	/	5.7	5.7	5.7
	105	TC	36.9	39.7	43.9	46.9	42.8	43.0	44.1	47.0	47.0	47.1	47.3	47.6	/	50.9	51.0	51.1
		S/T	88.7	100.0	100.0	100.0	63.9	83.6	99.2	100.0	43.9	62.4	80.3	95.8	/	43.3	60.2	76.0
		kW	4.2	4.5	4.9	5.0	4.8	4.8	4.9	5.0	5.1	5.0	5.1	5.1	/	5.2	5.2	5.2
	115	TC	28.0	31.4	35.1	37.9	31.8	32.2	35.1	37.8	35.7	35.9	36.4	37.8	/	39.1	39.6	39.8
		S/T	98.8	100.0	100.0	100.0	70.3	95.0	100.0	100.0	45.5	68.6	90.7	100.0	/	45.4	66.1	85.9
		kW	3.5	3.8	4.0	4.2	3.8	3.8	4.0	4.2	4.1	4.1	4.1	4.2	/	4.2	4.3	4.3
1920	65	TC	42.0	44.2	50.1	56.2	50.4	51.0	52.0	56.0	59.4	59.5	59.8	60.1	/	67.6	67.5	67.8
		S/T	85.6	99.9	100.0	100.0	61.8	79.6	95.5	100.0	43.0	59.1	74.3	88.7	/	41.8	56.0	68.9
		kW	2.6	2.7	3.1	3.7	3.2	3.3	3.4	3.7	3.9	3.9	3.9	3.9	/	4.4	4.4	4.4
	75	TC	41.8	44.3	50.5	56.1	50.2	50.6	51.9	56.1	59.8	59.8	60.1	60.3	/	66.0	66.0	66.2
		S/T	86.3	100.0	100.0	100.0	62.1	80.1	96.0	100.0	43.0	59.2	74.6	88.9	/	42.0	56.5	69.9
		kW	3.1	3.2	3.7	4.2	3.7	3.7	3.8	4.2	4.6	4.6	4.6	4.6	/	4.9	4.9	4.9
	85	TC	41.6	43.7	50.2	56.2	50.1	50.3	51.2	56.2	58.1	58.2	58.4	58.7	/	63.5	63.5	63.7
		S/T	87.0	100.0	100.0	100.0	62.3	80.8	96.9	100.0	43.2	59.9	75.8	90.5	/	42.2	57.4	71.4
		kW	3.6	3.7	4.3	5.0	4.4	4.4	4.4	5.0	5.1	5.1	5.1	5.2	/	5.4	5.4	5.4
	95	TC	40.5	43.4	49.6	54.4	48.4	48.7	50.2	54.3	56.2	56.2	56.4	56.6	/	60.2	60.3	60.4
		S/T	88.5	100.0	100.0	100.0	63.1	82.3	98.0	100.0	43.3	60.7	77.4	92.5	/	42.6	58.5	73.4
		kW	4.1	4.3	5.0	5.5	4.9	4.9	5.1	5.5	5.7	5.7	5.7	5.7	/	5.8	5.8	5.8
	105	TC	37.9	41.4	44.9	47.9	43.6	43.7	45.0	48.0	47.2	47.4	47.5	48.2	/	51.8	51.9	52.1
		S/T	91.3	100.0	100.0	100.0	65.3	86.6	100.0	100.0	44.2	64.2	83.6	98.8	/	43.7	61.8	78.7
		kW	4.4	4.8	5.0	5.2	5.0	5.0	5.0	5.2	5.2	5.2	5.2	5.2	/	5.4	5.4	5.4
	115	TC	28.5	32.2	35.9	38.9	31.8	32.8	35.9	38.9	35.8	36.2	36.5	38.6	/	39.2	39.5	39.8
		S/T	99.9	100.0	100.0	100.0	72.6	97.7	100.0	100.0	45.9	70.9	94.4	100.0	/	46.1	68.8	90.0
		kW	3.7	3.9	4.2	4.4	3.9	4.0	4.2	4.4	4.2	4.2	4.2	4.3	/	4.3	4.4	4.4

Table 25

TC refers to total capacity in kBTU/hr S/T: refer to the ratio of sensible heat and total capacity
kW: refer to total input power

4.4 IDS Light ODU + IDS Premium AHU - Heating Mode

BOVA-24RXB-M15S+BIVA-24RCB-M20X (Heating)																		
Airflow (CFM)	ID(°F)	OD(°F)	86	72	67	62	57	52	47	42	37	32	27	22	17	12	7	3
410	60	TC	27.3	24.2	23.6	22.2	21.2	19.8	18.6	17.3	16.4	19.0	18.1	18.7	14.7	15.0	14.7	13.8
		kW	1.7	1.7	1.7	1.7	1.5	1.5	1.5	1.5	1.5	1.9	1.9	2.1	2.1	2.1	2.2	2.2
	70	TC	25.7	22.8	22.2	20.9	20.3	19.0	17.9	16.6	15.6	15.7	15.0	15.3	12.0	12.7	12.4	11.6
		kW	1.8	1.8	1.9	1.8	1.7	1.7	1.7	1.6	1.6	1.7	1.7	1.9	1.8	1.9	2.0	2.0
	75	TC	24.7	22.0	22.0	20.2	19.8	18.5	17.4	16.2	15.0	13.5	12.9	13.6	10.9	11.0	10.9	10.8
		kW	1.8	1.9	2.0	1.9	1.8	1.8	1.8	1.7	1.7	1.5	1.5	1.7	1.7	1.7	1.8	1.9
	80	TC	23.5	21.1	20.6	19.4	19.1	18.0	16.9	15.8	15.0	13.3	12.1	12.3	9.5	9.7	7.3	6.4
		kW	1.9	1.9	1.9	1.9	1.8	1.8	1.8	1.8	1.6	1.6	1.5	1.6	1.6	1.6	1.4	1.3
550	60	TC	28.8	24.4	24.3	22.9	24.7	23.2	22.3	21.0	20.2	23.6	22.6	23.3	18.0	17.9	17.1	16.5
		kW	1.5	1.5	1.5	1.5	1.7	1.7	1.7	1.8	1.9	2.3	2.4	2.6	2.5	2.5	2.5	2.6
	70	TC	27.6	24.1	23.5	22.0	21.0	19.6	18.4	17.3	16.0	19.0	17.9	19.3	14.9	15.3	14.3	13.7
		kW	1.7	1.7	1.7	1.7	1.5	1.5	1.5	1.6	1.5	2.0	2.0	2.3	2.2	2.2	2.2	2.3
	75	TC	26.7	23.5	22.9	21.4	20.6	19.2	18.0	16.7	15.5	16.8	15.7	17.1	13.4	13.4	12.9	12.4
		kW	1.8	1.8	1.8	1.8	1.6	1.6	1.6	1.6	1.6	1.8	1.8	2.1	2.0	2.0	2.1	2.1
	80	TC	25.8	22.7	22.2	20.8	20.2	18.8	17.6	16.3	15.1	15.4	14.0	14.9	11.6	12.2	11.8	11.1
		kW	1.8	1.9	1.9	1.9	1.7	1.7	1.7	1.7	1.7	1.8	1.7	1.9	1.9	1.9	2.0	1.9
710	60	TC	29.9	26.3	26.1	23.8	27.9	26.2	25.1	24.4	22.5	26.7	25.2	25.8	19.6	19.6	18.7	17.9
		kW	1.4	1.6	1.6	1.6	1.9	1.9	2.0	2.1	2.1	2.7	2.7	2.9	2.8	2.7	2.8	2.8
	70	TC	28.2	24.5	23.9	22.4	22.7	21.7	20.9	19.2	18.9	21.8	20.7	21.3	16.1	16.5	15.7	15.3
		kW	1.6	1.7	1.7	1.7	1.6	1.7	1.8	1.7	1.9	2.3	2.3	2.5	2.4	2.4	2.4	2.5
	75	TC	27.6	24.1	23.4	21.9	21.0	19.5	18.8	17.4	16.2	19.5	18.6	19.2	15.0	15.0	14.3	13.7
		kW	1.7	1.8	1.8	1.8	1.6	1.6	1.7	1.7	1.6	2.1	2.2	2.3	2.3	2.3	2.3	2.3
	80	TC	26.8	23.4	22.8	21.4	20.5	19.1	18.0	16.7	15.5	17.3	15.9	17.1	13.0	13.2	12.6	12.3
		kW	1.8	1.9	1.9	1.9	1.7	1.7	1.7	1.7	1.7	2.0	1.9	2.2	2.0	2.1	2.1	2.2
860	60	TC	35.3	30.2	29.4	27.6	30.8	28.2	27.0	25.7	24.2	29.0	27.0	27.7	21.2	21.6	20.2	18.3
		kW	1.7	1.8	1.8	1.8	2.2	2.1	2.2	2.2	2.3	2.9	2.9	3.2	3.0	3.1	3.0	2.9
	70	TC	28.8	24.9	24.3	22.8	25.6	24.0	22.8	21.7	20.0	23.8	22.5	22.8	17.7	17.7	16.9	15.9
		kW	1.6	1.7	1.7	1.7	1.9	1.9	2.0	2.0	2.0	2.5	2.5	2.7	2.6	2.6	2.6	2.6
	75	TC	28.1	24.4	23.8	22.1	21.6	20.4	19.4	18.3	17.9	21.1	20.0	20.6	16.1	16.1	15.2	14.7
		kW	1.7	1.8	1.8	1.8	1.6	1.7	1.7	1.7	1.9	2.3	2.3	2.5	2.4	2.4	2.4	2.5
	80	TC	27.5	23.9	23.3	21.8	20.9	19.5	17.8	16.9	15.6	18.7	17.6	18.6	14.1	14.4	13.7	13.1
		kW	1.8	1.9	1.9	1.9	1.7	1.7	1.7	1.7	1.7	2.1	2.1	2.4	2.2	2.2	2.3	2.3
930	60	TC	36.8	30.9	30.4	29.1	32.4	30.4	28.7	27.3	25.8	30.2	28.5	29.4	22.8	22.5	20.8	20.0
		kW	1.8	1.9	1.9	2.0	2.3	2.3	2.4	2.4	2.4	3.1	3.1	3.4	3.3	3.2	3.1	3.2
	70	TC	29.0	25.2	24.6	23.0	26.7	25.1	24.0	22.0	21.0	25.0	23.3	24.0	19.0	18.9	17.7	16.8
		kW	1.6	1.7	1.7	1.7	2.0	2.0	2.1	2.1	2.1	2.7	2.6	2.9	2.9	2.8	2.8	2.8
	75	TC	28.5	24.7	24.1	22.1	23.4	21.6	21.2	20.0	19.1	22.1	21.0	22.1	17.1	16.9	16.1	15.0
		kW	1.7	1.8	1.8	1.8	1.8	1.8	1.9	2.0	2.0	2.4	2.4	2.7	2.6	2.6	2.6	2.6
	80	TC	27.9	24.2	23.6	22.1	21.4	19.7	18.5	17.2	15.8	19.7	18.6	19.8	14.9	15.0	14.2	13.7
		kW	1.8	1.9	1.9	1.9	1.7	1.7	1.7	1.7	1.7	2.2	2.3	2.5	2.4	2.4	2.4	2.4

Table 26

TC refers to total capacity in kBTU/hr S/T: refer to the ratio of sensible heat and total capacity
kW: refer to total input power

BOVA-36RXB-M15S+BIVA-24RCB-M20X (Heating)																		
Airflow (CFM)	ID(°F)	OD(°F)	86	72	67	62	57	52	47	42	37	32	27	22	17	12	7	3
410	60	TC	18.8	18.4	18.5	18.0	18.5	18.1	18.3	18.5	18.2	18.0	18.1	18.0	18.0	15.6	15.4	15.1
		kW	0.9	1.0	1.1	1.1	1.3	1.3	1.4	1.6	1.6	1.8	1.9	2.1	2.2	2.3	2.4	2.4
	70	TC	15.1	14.3	14.3	14.3	14.6	14.8	14.5	13.9	14.1	14.2	14.0	14.1	14.0	12.0	11.9	11.5
		kW	0.7	0.8	0.9	0.9	1.0	1.1	1.2	1.2	1.3	1.4	1.5	1.8	1.8	1.9	1.9	1.9
	75	TC	13.3	12.6	12.5	12.4	12.9	12.8	12.5	12.5	12.2	12.5	12.0	12.3	12.1	10.5	10.3	10.2
		kW	0.6	0.7	0.8	0.8	0.9	1.0	1.0	1.1	1.2	1.3	1.3	1.5	1.7	1.6	1.8	1.8
	80	TC	14.1	11.2	10.9	10.4	10.9	10.9	10.8	10.5	10.4	10.7	10.3	10.9	10.1	8.8	8.7	8.2
		kW	0.8	0.6	0.7	0.7	0.8	0.8	0.9	0.9	1.0	1.2	1.2	1.4	1.4	1.4	1.5	1.4
550	60	TC	18.8	18.4	18.5	18.0	18.5	18.1	18.3	18.5	18.2	18.0	18.1	18.0	18.0	15.6	15.4	15.1
		kW	0.9	1.0	1.1	1.1	1.3	1.3	1.4	1.6	1.6	1.8	1.9	2.1	2.2	2.3	2.4	2.4
	70	TC	15.1	14.3	14.3	14.3	14.6	14.8	14.5	13.9	14.1	14.2	14.0	14.1	14.0	12.0	11.9	11.5
		kW	0.7	0.8	0.9	0.9	1.0	1.1	1.2	1.2	1.3	1.4	1.5	1.8	1.8	1.9	1.9	1.9
	75	TC	13.3	12.6	12.5	12.4	12.9	12.8	12.5	12.5	12.2	12.5	12.0	12.3	12.1	10.5	10.3	10.2
		kW	0.6	0.7	0.8	0.8	0.9	1.0	1.0	1.1	1.2	1.3	1.3	1.5	1.7	1.6	1.8	1.8
	80	TC	14.1	13.7	13.7	13.4	14.4	13.9	14.1	13.6	13.3	13.6	13.5	13.6	13.4	11.7	11.4	10.5
		kW	0.8	0.8	0.8	0.9	1.0	1.0	1.1	1.2	1.2	1.4	1.5	1.7	1.8	1.8	1.8	1.7
710	60	TC	24.4	24.3	23.8	24.6	24.6	23.9	23.8	23.4	23.2	24.0	23.4	23.3	21.9	20.2	18.8	17.7
		kW	1.2	1.4	1.4	1.5	1.7	1.7	1.8	1.9	2.0	2.3	2.4	2.6	2.5	2.9	2.7	2.7
	70	TC	19.4	19.1	19.0	18.8	19.5	18.9	18.9	18.6	18.3	18.5	18.3	18.4	18.4	15.8	15.5	14.7
		kW	0.9	1.1	1.1	1.2	1.3	1.4	1.5	1.6	1.6	1.8	1.9	2.1	2.2	2.3	2.3	2.3
	75	TC	17.2	15.8	16.8	16.3	16.7	16.8	16.3	16.0	16.0	16.3	15.9	16.1	15.9	13.6	13.2	12.6
		kW	0.8	0.9	1.0	1.0	1.2	1.2	1.3	1.3	1.4	1.7	1.7	2.0	2.0	2.1	2.0	2.0
	80	TC	15.0	13.7	13.7	13.4	14.4	13.9	14.1	13.6	13.3	13.6	13.5	13.6	13.4	11.7	11.4	10.5
		kW	0.7	0.8	0.8	0.9	1.0	1.0	1.1	1.2	1.2	1.4	1.5	1.7	1.8	1.8	1.8	1.7
860	60	TC	24.4	24.3	23.8	24.6	24.6	23.9	23.8	23.4	23.2	24.0	23.4	23.3	21.9	20.2	18.8	17.7
		kW	1.2	1.4	1.4	1.5	1.7	1.7	1.8	1.9	2.0	2.3	2.4	2.6	2.5	2.9	2.7	2.7
	70	TC	19.4	19.1	19.0	18.8	19.5	18.9	18.9	18.6	18.3	18.5	18.3	18.4	18.4	15.8	15.5	14.7
		kW	0.9	1.1	1.1	1.2	1.3	1.4	1.5	1.6	1.6	1.8	1.9	2.1	2.2	2.3	2.3	2.3
	75	TC	17.2	15.8	21.3	20.7	21.3	21.0	20.6	20.6	20.4	20.5	20.1	20.5	20.2	17.5	17.1	16.0
		kW	0.8	0.9	1.3	1.3	1.5	1.6	1.6	1.7	1.8	2.0	2.1	2.3	2.5	2.5	2.6	2.5
	80	TC	18.9	17.9	18.1	17.5	18.0	17.6	17.7	17.2	17.1	17.3	17.0	17.6	17.2	14.6	14.4	13.5
		kW	0.9	1.0	1.1	1.1	1.3	1.3	1.4	1.4	1.6	1.8	1.8	2.1	2.1	2.2	2.2	2.2
930	60	TC	32.0	31.0	30.7	30.4	30.7	30.4	30.1	30.0	28.5	26.5	26.2	24.6	22.8	20.9	19.2	18.1
		kW	1.5	1.7	1.8	1.9	2.1	2.2	2.3	2.4	2.4	2.4	2.6	2.5	2.4	2.7	2.6	2.6
	70	TC	25.2	24.4	24.1	24.7	24.9	24.0	24.0	23.5	23.3	23.7	23.5	23.4	21.9	20.1	18.8	17.2
		kW	1.2	1.4	1.4	1.6	1.7	1.7	1.9	1.9	2.0	2.3	2.5	2.7	2.6	2.9	2.8	2.7
	75	TC	21.7	21.5	21.3	20.7	21.3	21.0	20.6	20.6	20.4	20.5	20.1	20.5	20.2	17.5	17.1	16.0
		kW	1.1	1.3	1.3	1.3	1.5	1.6	1.6	1.7	1.8	2.0	2.1	2.3	2.5	2.5	2.6	2.5
	80	TC	18.9	17.9	18.1	17.5	18.0	17.6	17.7	17.2	17.1	17.3	17.0	17.6	17.2	14.6	14.4	13.5
		kW	0.9	1.0	1.1	1.1	1.3	1.3	1.4	1.4	1.6	1.8	1.8	2.1	2.1	2.2	2.2	2.2

Table 27

TC refers to total capacity in kBTU/hr S/T: refer to the ratio of sensible heat and total capacity

kW: refer to total input power

BOVA-36RXB-M15S+BIVA-36RCB-M20X (Heating)																		
Airflow (CFM)	ID(°F)	OD(°F)	86	72	67	62	57	52	47	42	37	32	27	22	17	12	7	3
600	60	TC	27.3	26.6	26.8	27.1	27.0	26.6	26.3	25.9	25.4	26.1	25.6	25.1	23.6	23.2	21.5	19.8
		KW	1.5	1.7	1.8	1.9	2.1	2.1	2.3	2.3	2.5	2.8	3.0	3.1	3.0	3.4	3.4	3.3
	70	TC	21.8	21.4	21.6	20.7	21.5	20.9	21.0	20.6	20.2	20.4	20.3	20.5	20.2	18.6	18.4	17.3
		KW	1.2	1.4	1.5	1.5	1.7	1.7	1.9	1.9	2.0	2.3	2.3	2.7	2.8	2.9	3.0	3.0
	75	TC	18.4	18.3	18.4	17.9	18.3	18.2	18.0	17.6	17.5	17.7	17.5	17.7	17.4	16.2	15.9	15.1
		KW	1.0	1.2	1.3	1.3	1.4	1.5	1.6	1.7	1.8	2.0	2.1	2.4	2.4	2.5	2.8	2.7
	80	TC	16.3	15.2	14.8	15.1	15.8	15.2	15.3	14.9	14.6	14.9	14.7	14.8	14.7	13.6	13.7	12.4
		KW	0.9	1.0	1.0	1.1	1.2	1.3	1.4	1.4	1.5	1.7	1.8	2.1	2.2	2.3	2.4	2.3
810	60	TC	37.1	36.3	35.9	35.4	35.8	35.4	34.7	32.4	30.4	28.1	27.8	26.0	24.4	23.9	22.3	20.9
		KW	2.0	2.3	2.4	2.5	2.8	2.9	3.0	2.9	2.8	2.7	3.0	2.9	2.8	3.2	3.3	3.2
	70	TC	29.5	29.2	28.5	28.2	28.7	28.1	27.9	27.4	26.9	27.2	27.3	25.5	23.9	23.3	21.7	20.4
		KW	1.6	1.9	1.9	2.0	2.2	2.3	2.4	2.5	2.6	2.9	3.2	3.1	3.0	3.4	3.4	3.4
	75	TC	25.5	24.5	24.3	24.0	25.3	24.8	24.2	23.7	23.6	23.8	23.1	23.8	23.4	21.6	21.2	19.5
		KW	1.4	1.6	1.6	1.7	2.0	2.0	2.1	2.2	2.3	2.6	2.6	3.0	3.1	3.3	3.5	3.4
	80	TC	22.3	21.4	21.4	20.4	21.1	20.6	20.6	20.2	20.1	20.1	20.0	20.1	19.8	18.4	17.9	15.9
		KW	1.3	1.4	1.5	1.5	1.6	1.7	1.9	1.9	2.1	2.3	2.4	2.6	2.7	2.9	3.0	2.8
1000	60	TC	44.5	42.8	42.7	40.5	38.7	36.7	35.0	33.0	30.9	28.6	29.2	25.9	24.4	24.3	22.6	20.7
		KW	2.5	2.8	2.9	2.9	2.9	2.8	2.8	2.8	2.7	2.7	3.0	2.8	2.8	3.2	3.2	3.1
	70	TC	35.4	33.8	33.4	33.3	33.5	33.4	33.0	32.2	30.5	28.3	27.8	26.2	24.2	23.8	22.1	20.6
		KW	1.9	2.2	2.3	2.4	2.6	2.8	2.9	3.0	3.0	2.9	3.1	3.1	3.0	3.4	3.4	3.3
	75	TC	30.4	29.7	29.1	28.6	29.7	28.7	28.8	28.2	27.8	27.8	27.6	25.6	24.0	23.4	21.7	20.4
		KW	1.7	1.9	2.0	2.0	2.3	2.4	2.5	2.6	2.8	3.0	3.3	3.2	3.1	3.5	3.5	3.4
	80	TC	26.1	24.8	24.6	24.2	25.7	24.7	24.5	24.0	23.4	24.0	23.6	23.8	23.5	21.7	21.2	19.6
		KW	1.5	1.7	1.7	1.8	2.0	2.1	2.2	2.3	2.4	2.7	2.8	3.1	3.2	3.3	3.6	3.4
1180	60	TC	50.7	46.5	44.6	42.0	39.2	37.1	35.6	33.6	31.7	29.1	30.0	26.4	24.7	24.7	22.9	21.0
		KW	2.9	3.0	3.0	2.9	2.8	2.8	2.8	2.7	2.7	2.6	3.0	2.9	2.8	3.2	3.2	3.1
	70	TC	40.6	39.0	38.5	37.8	38.4	36.4	34.8	32.7	30.6	28.3	28.0	26.2	24.7	24.1	22.3	20.8
		KW	2.3	2.6	2.7	2.8	3.1	3.0	3.0	2.9	2.9	2.9	3.1	3.1	3.0	3.4	3.4	3.3
	75	TC	35.3	33.7	33.3	32.8	33.7	33.0	32.6	32.1	30.4	28.3	28.1	26.2	24.3	23.8	22.1	20.2
		KW	2.0	2.2	2.3	2.4	2.7	2.8	2.9	3.1	3.1	3.0	3.3	3.2	3.1	3.5	3.5	3.4
	80	TC	29.5	28.6	28.6	28.3	28.7	28.1	27.8	27.4	26.8	27.1	27.3	25.5	23.8	23.5	21.6	20.4
		KW	1.7	1.9	2.0	2.1	2.3	2.4	2.5	2.6	2.7	3.0	3.3	3.3	3.2	3.6	3.6	3.5
1360	60	TC	53.2	46.9	45.0	42.4	39.8	37.5	35.9	33.8	32.0	29.4	30.2	26.8	25.0	25.1	23.1	21.3
		KW	3.1	3.0	3.0	2.9	2.8	2.8	2.8	2.7	2.7	2.7	3.0	2.9	2.8	3.2	3.3	3.2
	70	TC	43.4	42.4	41.8	40.7	38.8	36.7	35.2	33.0	31.1	28.7	29.3	26.5	24.8	24.4	22.5	21.1
		KW	2.5	2.9	3.0	3.1	3.1	3.0	3.0	3.0	2.9	2.9	3.2	3.1	3.0	3.4	3.5	3.4
	75	TC	39.9	36.8	36.3	35.6	36.2	35.6	34.5	32.3	30.9	28.4	28.5	26.5	24.6	24.1	22.4	20.8
		KW	2.3	2.5	2.6	2.7	3.0	3.1	3.1	3.1	3.1	3.0	3.3	3.2	3.1	3.5	3.5	3.5
	80	TC	32.8	31.1	31.1	30.4	30.9	30.5	30.1	29.5	29.5	28.1	28.0	25.9	24.4	23.8	22.0	20.2
		KW	1.9	2.1	2.2	2.3	2.5	2.6	2.8	2.9	3.1	3.1	3.4	3.3	3.2	3.6	3.6	3.5

Table 28

TC refers to total capacity in kBTU/hr S/T: refer to the ratio of sensible heat and total capacity
 kW: refer to total input power

BOVA-60RXB-M15S+BIVA-36RCB-M20X (Heating)																		
Airflow (CFM)	ID(°F)	OD(°F)	86	72	67	62	57	52	47	42	37	32	27	22	17	12	7	3
600	60	TC	47.8	42.6	41.6	39.1	37.7	35.2	33.1	30.5	28.3	25.9	31.3	21.7	23.3	25.0	27.2	28.1
		kW	2.7	2.7	2.7	2.7	2.7	2.7	2.7	2.6	2.5	2.4	2.9	2.5	2.8	3.3	4.0	4.2
	70	TC	45.4	40.2	39.3	36.9	35.8	33.3	31.4	29.2	27.7	24.9	23.5	19.1	17.3	15.6	16.9	24.3
		kW	2.9	2.9	2.9	2.9	2.9	2.9	2.9	2.8	2.7	2.6	2.5	2.5	2.3	2.4	2.8	3.9
	75	TC	43.6	38.8	38.8	35.7	34.8	32.5	30.8	28.7	26.4	24.3	22.2	18.7	16.9	15.2	15.5	16.2
		kW	2.9	3.0	3.1	3.0	2.9	2.8	2.8	2.8	2.7	2.7	2.5	2.6	2.4	2.4	2.7	2.8
	80	TC	41.5	37.2	36.4	34.5	33.8	31.7	29.9	27.8	26.3	23.6	21.7	18.3	16.6	15.1	14.0	17.9
		kW	2.9	3.0	3.0	3.0	2.9	2.9	2.9	2.8	2.8	2.7	2.6	2.6	2.6	2.5	2.6	3.1
810	60	TC	49.0	41.9	42.0	39.6	37.9	40.1	38.9	31.9	30.4	30.5	30.5	32.1	34.1	33.7	34.1	33.5
		kW	2.7	2.6	2.6	2.6	2.7	2.6	2.7	2.5	2.5	2.7	2.9	3.5	4.0	4.5	4.9	5.0
	70	TC	48.0	42.4	41.4	38.8	37.4	34.7	32.7	30.8	27.9	25.5	23.2	21.8	21.6	21.5	27.4	27.8
		kW	2.8	2.7	2.8	2.7	2.7	2.7	2.7	2.8	2.6	2.6	2.5	2.7	2.7	3.0	4.2	4.3
	75	TC	46.9	41.4	40.4	37.8	36.4	33.8	31.8	29.5	27.4	24.9	22.8	19.6	18.8	24.8	19.9	24.3
		kW	2.8	2.8	2.9	2.9	2.8	2.8	2.8	2.8	2.6	2.6	2.5	2.7	2.5	3.5	3.2	3.9
	80	TC	45.5	40.1	39.1	36.6	35.4	32.8	30.9	28.8	26.5	24.4	22.3	18.7	17.0	15.8	16.8	16.1
		kW	2.9	3.0	3.0	3.0	3.0	3.0	3.0	2.8	2.8	2.6	2.6	2.5	2.6	2.6	2.9	2.9
1000	60	TC	50.6	43.4	43.1	40.7	38.2	36.4	44.5	35.2	36.9	36.8	40.0	39.6	38.6	36.4	36.8	36.1
		kW	2.8	2.7	2.8	2.7	2.8	2.8	3.2	2.8	3.1	3.3	3.8	4.4	4.5	4.8	5.3	5.4
	70	TC	48.2	42.8	41.8	39.2	37.6	35.2	33.3	30.8	28.4	26.0	24.5	24.7	29.0	29.6	30.9	30.4
		kW	2.8	2.8	2.8	2.7	2.8	2.7	2.7	2.7	2.6	2.5	2.6	2.9	3.6	4.1	4.7	4.8
	75	TC	47.6	42.1	41.3	38.6	37.3	34.6	33.3	31.0	28.6	25.4	23.7	19.5	21.1	22.8	26.6	27.9
		kW	2.9	2.8	2.8	2.8	2.8	2.8	2.9	2.9	2.9	2.7	2.7	2.6	2.8	3.3	4.2	4.5
	80	TC	46.5	41.4	40.3	37.7	36.3	33.7	31.8	29.3	27.3	24.9	22.7	19.1	17.4	24.3	24.6	22.5
		kW	2.9	2.9	2.9	2.9	2.9	2.9	2.9	2.9	2.9	2.7	2.6	2.7	2.5	3.5	3.9	3.7
1180	60	TC	58.2	43.0	42.2	40.2	54.7	51.0	39.6	37.2	39.9	45.8	47.3	43.6	42.2	39.0	39.2	37.0
		kW	2.6	2.8	2.8	2.8	3.4	3.4	2.9	2.9	3.4	4.1	4.5	4.9	5.0	5.2	5.7	5.6
	70	TC	48.5	43.0	41.5	39.6	38.0	35.5	33.6	31.1	29.9	27.3	25.8	31.5	32.8	32.9	33.2	33.0
		kW	2.9	2.8	2.9	2.8	2.8	2.8	2.8	2.7	2.8	2.7	2.8	3.7	4.1	4.6	5.1	5.2
	75	TC	48.0	42.5	41.8	38.5	38.2	35.8	33.1	30.6	28.3	25.9	23.7	33.1	25.9	28.4	29.9	29.3
		kW	3.0	2.9	2.9	2.9	2.9	2.9	2.8	2.8	2.8	2.7	2.7	4.0	3.3	4.1	4.7	4.7
	80	TC	47.7	42.2	41.1	38.5	37.0	34.3	31.7	29.9	27.5	25.3	23.2	19.5	28.1	20.4	24.1	25.6
		kW	3.0	3.0	3.0	3.0	3.0	3.0	2.9	3.0	2.9	2.9	2.8	2.7	3.7	3.2	3.9	4.3
1360	60	TC	50.0	44.8	50.7	40.8	57.0	44.3	42.4	39.3	43.8	50.8	49.6	47.5	45.1	41.3	40.6	40.3
		kW	2.9	3.0	2.9	2.9	3.6	3.2	3.2	3.2	3.8	4.6	4.8	5.4	5.4	5.6	5.9	6.3
	70	TC	49.3	43.1	42.1	39.8	37.9	35.6	34.2	31.4	31.2	31.8	34.5	34.0	35.2	35.1	34.7	34.1
		kW	2.9	2.9	2.9	2.9	3.0	2.9	2.9	2.8	2.9	3.1	3.5	4.0	4.4	5.0	5.3	5.4
	75	TC	48.6	42.9	42.1	38.7	37.9	35.5	33.5	31.1	28.6	26.2	37.0	27.1	29.5	31.3	31.5	30.6
		kW	3.0	3.0	2.9	2.9	3.0	2.9	2.9	2.9	2.8	2.8	3.8	3.3	3.8	4.6	5.0	5.0
	80	TC	48.0	42.4	41.4	39.0	38.0	34.8	32.8	30.4	28.0	25.7	23.5	19.9	21.2	23.0	25.6	27.8
		kW	3.0	3.0	3.0	3.0	3.1	3.0	3.0	3.0	3.0	2.9	2.8	2.8	3.0	3.5	4.2	4.7

Table 29

TC refers to total capacity in kBTU/hr S/T: refer to the ratio of sensible heat and total capacity

kW: refer to total input power

BOVA-60RXB-M15S+BVA-48RCB-M20X (Heating)																		
Airflow (CFM)	ID(°F)	OD(°F)	86	72	67	62	57	52	47	42	37	32	27	22	17	12	7	3
1150	60	TC	46.9	46.2	44.6	45.4	47.5	46.8	45.5	44.8	43.3	45.4	43.0	46.3	36.6	35.5	34.2	32.8
		kW	2.2	2.6	2.6	2.8	3.2	3.4	3.5	3.7	3.8	4.4	4.3	5.2	4.3	4.4	4.6	4.8
	70	TC	39.3	36.5	36.0	36.1	36.5	35.8	35.7	35.8	34.7	35.8	35.1	35.8	29.5	28.2	27.1	25.9
		kW	1.8	2.1	2.1	2.3	2.5	2.6	2.8	3.0	3.1	3.4	3.6	4.0	3.5	3.5	3.6	3.8
	75	TC	33.5	30.2	30.1	30.8	31.4	30.7	31.1	30.9	30.1	31.9	30.7	30.9	25.9	25.1	23.8	22.6
		kW	1.6	1.8	1.9	2.0	2.2	2.2	2.5	2.6	2.7	3.1	3.2	3.5	3.1	3.2	3.2	3.3
	80	TC	28.4	25.0	23.6	24.3	26.3	25.7	25.8	25.9	26.0	26.9	26.1	26.6	22.2	21.5	20.9	19.6
		kW	1.6	1.6	1.6	1.7	1.9	1.9	2.1	2.2	2.4	2.7	2.8	3.0	2.7	2.8	2.8	2.9
1380	60	TC	55.8	55.8	53.5	52.0	54.4	53.1	52.2	50.6	51.0	48.1	49.5	49.3	39.7	39.9	38.9	34.9
		kW	2.8	3.2	3.2	3.4	3.8	4.0	4.1	4.2	4.6	4.5	5.1	5.6	4.7	5.2	5.4	5.1
	70	TC	44.9	42.5	41.7	40.4	40.7	43.0	41.8	40.5	39.1	41.3	39.8	39.6	32.7	31.6	30.8	29.1
		kW	2.1	2.5	2.6	2.6	2.8	3.2	3.3	3.4	3.5	4.0	4.1	4.5	3.9	4.0	4.2	4.3
	75	TC	38.8	36.8	36.4	35.4	36.3	36.1	36.2	35.5	34.2	35.9	35.1	35.0	29.3	27.6	26.7	25.3
		kW	1.9	2.2	2.3	2.3	2.5	2.7	2.9	3.0	3.1	3.5	3.7	3.9	3.5	3.5	3.6	3.7
	80	TC	33.9	28.5	29.1	30.2	30.8	30.8	30.2	30.1	29.2	30.9	29.9	30.3	25.2	24.2	23.2	21.9
		kW	1.7	1.8	1.9	2.0	2.2	2.4	2.5	2.6	2.7	3.1	3.2	3.5	3.1	3.1	3.2	3.3
1580	60	TC	63.0	60.8	59.3	57.6	59.8	58.2	56.4	55.4	51.9	48.1	51.9	48.9	40.0	42.6	39.0	35.4
		kW	3.1	3.6	3.7	3.9	4.4	4.5	4.6	4.8	4.6	4.5	5.4	5.4	4.6	5.6	5.3	5.1
	70	TC	48.0	46.1	45.4	46.0	48.3	46.7	45.5	44.0	42.4	45.2	43.1	45.9	35.6	34.3	33.2	31.5
		kW	2.5	2.8	2.8	3.0	3.5	3.5	3.7	3.8	3.9	4.5	4.6	5.3	4.3	4.4	4.6	4.8
	75	TC	43.6	40.0	39.2	38.2	39.3	41.2	39.9	38.6	37.1	39.2	38.2	37.7	31.9	30.0	28.9	27.4
		kW	2.2	2.4	2.5	2.6	2.8	3.2	3.3	3.4	3.4	3.9	4.1	4.3	3.9	3.9	4.0	4.1
	80	TC	36.1	30.6	33.5	32.6	34.9	32.8	33.7	32.5	31.8	34.1	32.5	32.9	27.9	26.4	24.8	23.7
		kW	1.9	2.0	2.2	2.2	2.6	2.5	2.8	2.9	3.0	3.5	3.5	3.8	3.5	3.5	3.5	3.6
1770	60	TC	68.5	63.6	62.0	60.2	63.2	60.6	59.5	55.9	52.2	48.5	52.4	49.3	39.9	42.7	39.5	35.6
		kW	3.4	3.8	3.9	4.1	4.7	4.8	4.9	4.8	4.7	4.5	5.5	5.4	4.6	5.6	5.3	5.1
	70	TC	51.2	48.4	49.4	47.9	50.8	49.3	48.1	46.3	45.7	47.3	45.7	44.9	38.5	36.3	34.7	33.5
		kW	2.7	3.0	3.1	3.2	3.7	3.8	4.0	4.1	4.3	4.8	4.9	5.2	4.8	4.8	4.9	5.2
	75	TC	40.8	43.0	42.1	40.9	41.3	43.3	42.1	40.5	38.8	41.7	40.0	39.4	33.5	31.7	30.6	28.9
		kW	2.3	2.7	2.8	2.8	3.0	3.4	3.5	3.6	3.7	4.3	4.3	4.6	4.1	4.2	4.3	4.5
	80	TC	31.2	36.3	36.2	35.3	36.6	35.5	35.7	34.8	34.0	35.7	34.1	35.2	28.6	27.5	25.9	25.0
		kW	1.9	2.4	2.4	2.5	2.8	2.9	3.0	3.1	3.3	3.7	3.7	4.2	3.6	3.7	3.6	3.8
1920	60	TC	73.1	67.7	66.2	63.5	66.3	63.6	60.2	56.3	52.6	48.8	52.8	49.7	40.4	43.1	39.7	35.8
		kW	3.8	4.2	4.4	4.4	5.1	5.1	5.0	4.8	4.7	4.6	5.5	5.4	4.7	5.6	5.4	5.1
	70	TC	54.3	53.5	52.0	50.5	53.1	51.5	50.1	48.4	49.0	48.1	46.9	48.8	39.5	37.8	36.8	35.2
		kW	3.0	3.3	3.4	3.5	4.0	4.1	4.2	4.3	4.7	4.9	5.1	5.8	5.0	5.1	5.3	5.5
	75	TC	49.1	45.3	44.2	42.7	47.1	45.3	43.9	42.9	41.3	43.3	41.8	40.9	35.1	33.2	32.1	30.3
		kW	2.6	2.9	3.0	3.1	3.6	3.7	3.7	3.9	4.0	4.5	4.6	4.8	4.4	4.4	4.6	4.7
	80	TC	34.1	38.7	38.1	37.0	38.5	38.2	38.1	36.4	35.5	37.2	36.3	36.8	30.1	28.6	27.7	26.0
		kW	2.1	2.6	2.6	2.7	3.0	3.1	3.3	3.4	3.5	3.9	4.1	4.4	3.8	3.9	4.0	4.0

Table 30

TC refers to total capacity in kBTU/hr S/T: refer to the ratio of sensible heat and total capacity
kW: refer to total input power

BOVA-60RXB-M15S+BIVA-60RCB-M20X (Heating)																		
Airflow (CFM)	ID(°F)	OD(°F)	86	72	67	62	57	52	47	42	37	32	27	22	17	12	7	3
1090	60	TC	49.9	52.1	51.8	51.8	51.0	51.2	50.8	49.9	48.8	44.9	48.0	45.8	43.1	45.9	42.2	38.6
		kW	2.4	3.0	3.2	3.5	3.6	4.0	4.2	4.4	4.5	4.3	5.4	5.3	5.1	6.1	5.8	5.5
	70	TC	41.1	40.1	39.6	39.7	40.6	40.4	39.8	39.2	39.0	39.3	38.9	38.4	38.5	38.4	38.4	38.1
		kW	2.1	2.4	2.4	2.7	2.8	3.1	3.3	3.4	3.6	4.0	4.2	4.5	4.8	5.1	5.6	5.9
	75	TC	34.9	35.8	34.1	34.5	35.2	34.7	35.0	34.0	33.8	34.0	33.3	33.6	33.4	32.8	32.5	32.8
		kW	1.8	2.2	2.1	2.3	2.5	2.6	2.9	3.0	3.2	3.5	3.6	4.0	4.2	4.4	4.7	5.1
1350	60	TC	31.0	30.0	30.3	28.5	30.3	29.7	29.4	28.6	28.7	29.0	28.2	28.2	28.2	27.5	27.0	27.0
		kW	1.6	1.9	2.0	1.9	2.2	2.3	2.4	2.5	2.8	3.1	3.2	3.4	3.6	3.7	3.9	4.2
	70	TC	62.4	62.2	61.0	60.3	60.8	59.3	56.2	52.6	48.9	45.2	49.1	46.6	43.1	45.9	42.2	38.7
		kW	3.1	3.8	4.0	4.2	4.6	4.8	4.7	4.5	4.3	4.2	5.3	5.1	5.0	5.9	5.6	5.4
	75	TC	48.8	48.2	47.5	47.0	47.8	47.4	46.7	46.4	46.0	44.5	45.5	44.9	42.5	45.3	41.7	37.9
		kW	2.5	2.9	3.0	3.2	3.5	3.7	3.9	4.1	4.4	4.5	5.1	5.4	5.3	6.4	6.0	5.7
1560	60	TC	41.9	41.1	40.7	42.1	41.8	41.1	40.4	40.0	39.9	40.3	39.4	39.3	38.8	39.0	38.8	37.8
		kW	2.2	2.5	2.6	2.9	3.0	3.2	3.4	3.6	3.8	4.2	4.4	4.7	4.9	5.3	5.8	6.0
	70	TC	36.0	35.9	34.4	34.2	35.2	34.7	34.6	34.2	33.8	34.1	33.8	33.5	33.1	32.4	32.3	32.0
		kW	2.0	2.2	2.2	2.3	2.6	2.7	2.9	3.1	3.3	3.6	3.8	4.1	4.2	4.4	4.7	5.0
	75	TC	70.4	69.4	67.8	66.3	63.7	59.8	56.5	52.8	49.3	45.5	50.5	46.8	43.5	46.1	42.4	38.8
		kW	3.6	4.5	4.6	4.8	4.8	4.7	4.6	4.4	4.3	4.2	5.3	5.1	4.9	5.8	5.6	5.4
1760	60	TC	55.5	53.2	53.3	52.9	53.1	52.6	51.8	51.6	48.3	44.5	48.1	45.3	42.6	45.4	41.9	38.3
		kW	2.8	3.2	3.5	3.7	4.0	4.3	4.5	4.8	4.6	4.5	5.5	5.4	5.3	6.3	6.0	5.7
	70	TC	48.1	47.6	46.2	45.6	46.1	45.2	45.2	44.8	44.3	43.9	43.3	43.9	42.5	43.1	41.6	38.2
		kW	2.6	3.0	3.0	3.2	3.4	3.6	3.9	4.1	4.4	4.6	4.9	5.3	5.5	6.1	6.3	5.9
	75	TC	41.0	38.5	38.2	37.8	40.0	39.1	38.3	38.1	37.2	37.7	37.3	37.3	36.5	36.2	36.1	35.7
		kW	2.3	2.4	2.5	2.7	3.0	3.1	3.3	3.5	3.7	4.0	4.2	4.6	4.7	5.0	5.4	5.7
1920	60	TC	76.4	75.2	71.9	67.6	64.0	59.9	56.7	53.2	49.6	45.7	50.4	47.0	43.5	46.2	42.6	39.1
		kW	4.2	5.1	5.1	4.9	4.8	4.7	4.6	4.5	4.3	4.2	5.2	5.2	5.0	5.9	5.7	5.5
	70	TC	60.4	58.3	57.6	57.1	57.3	56.6	55.6	52.0	48.5	44.9	48.6	46.4	43.1	45.6	42.0	38.5
		kW	3.2	3.7	3.9	4.2	4.5	4.8	5.0	4.8	4.7	4.5	5.6	5.5	5.3	6.3	6.0	5.8
	75	TC	51.1	50.2	49.7	49.0	49.6	48.8	48.7	48.2	47.6	44.6	47.2	46.0	42.7	45.5	41.8	38.3
		kW	2.8	3.2	3.3	3.5	3.8	4.0	4.3	4.5	4.8	4.7	5.4	5.7	5.5	6.5	6.3	6.0
1920	60	TC	44.2	41.7	41.0	42.3	43.1	42.0	41.2	40.9	40.5	41.0	40.0	39.5	39.4	39.1	38.8	37.9
		kW	2.5	2.7	2.8	3.1	3.3	3.5	3.6	3.9	4.1	4.5	4.6	4.9	5.2	5.5	5.9	6.2
	70	TC	82.0	76.8	73.4	67.5	64.3	60.1	56.9	53.4	49.9	46.0	51.0	47.3	43.8	46.5	42.9	39.4
		kW	4.7	5.2	5.1	4.9	4.8	4.7	4.6	4.5	4.4	4.3	5.3	5.2	5.1	6.0	5.7	5.5
	75	TC	65.2	62.1	61.3	60.6	61.1	59.1	56.0	52.4	48.8	45.2	48.9	46.7	43.4	45.8	42.3	38.8
		kW	3.6	4.1	4.3	4.5	5.0	5.1	5.0	4.8	4.7	4.6	5.6	5.5	5.4	6.3	6.1	5.8
1920	60	TC	56.3	53.4	52.5	52.0	52.9	52.3	52.3	51.5	48.3	44.9	48.2	46.0	42.8	45.7	42.0	38.6
		kW	3.1	3.5	3.6	3.8	4.2	4.5	4.7	5.0	4.9	4.7	5.8	5.7	5.6	6.5	6.2	6.0
	70	TC	46.4	44.4	45.4	44.7	45.4	44.3	44.4	43.3	42.8	43.6	42.5	42.2	42.2	41.8	41.2	38.4
		kW	2.7	3.0	3.2	3.3	3.6	3.7	4.0	4.2	4.4	4.8	5.0	5.3	5.7	6.0	6.4	6.2

Table 31

TC refers to total capacity in kBTU/hr S/T: refer to the ratio of sensible heat and total capacity
kW: refer to total input power

5 Model & Part Numbers

BOSCH BOVA 15 MODEL OUTDOOR UNIT		
Model Number	Part Number	Description
BOVA-24RXB-M15S	8733965412	IDS Light 2T Cond (up to18SEER2) - R454B
BOVA-36RXB-M15S	8733965413	IDS Light 3T Cond (up to18SEER2) - R454B
BOVA-60RXB-M15S	8733965414	IDS Light 5T Cond (up to18SEER2) - R454B

Table 32

BOSCH BIVA 15 MODEL INDOOR UNIT		
Model Number	Part Number	Description
BIVA-24RXB-M15X	8733965419	IDS Light 2T AHU, PSC - R454B
BIVA-36RXB-M15X	8733965420	IDS Light 3T AHU, PSC - R454B
BIVA-48RXB-M15X	8733965421	IDS Light 4T AHU, PSC - R454B
BIVA-60RXB-M15X	8733965422	IDS Light 5T AHU, PSC - R454B

Table 33

BOSCH BIVA 20 MODEL INDOOR UNIT		
Model Number	Part Number	Description
BIVA-24RCB-M20X	8733965415	IDS Premium 2T AHU (20SEER2) - R454B
BIVA-36RCB-M20X	8733965416	IDS Premium 3T AHU (20SEER2) - R454B
BIVA-48RCB-M20X	8733965417	IDS Premium 4T AHU (20SEER2) - R454B
BIVA-60RCB-M20X	8733965418	IDS Premium 5T AHU (20SEER2) - R454B

Table 34

6 AHRI 210/240 Performance Data

System configuration	Outdoor Unit Model	Indoor Unit Model	Furnace Model	Cooling Capacity (BTU/h)			Cooling CFM (High/Low)	Heating Capacity			Heating CFM (High/Low)	*
		Coils/Air Handlers		Total	EER ²	SEER ² ¹		Hi	HSPF ² ³	Low ⁴		
BOVA15 with BIVA20	BOVA-24RXB-M15S	BIVA-24RCB-M20X	/	24000	12	18.0	810/620	24000	9	19000	850/710	*
	BOVA-36RXB-M15S	BIVA-24RCB-M20X	/	24000	12	18.0	810/620	24000	9	21000	850/710	*
	BOVA-36RXB-M15S	BIVA-36RCB-M20X	/	34200	10	17.0	1170/900	34200	9	24600	1300/1030	
	BOVA-60RXB-M15S	BIVA-36RCB-M20X	/	34200	12	17.0	1170/900	34200	9	34200	1300/1030	*
	BOVA-60RXB-M15S	BIVA-48RCB-M20X	/	46000	12	17.0	1580/1250	47000	9	38000	1680/1420	*
	BOVA-60RXB-M15S	BIVA-60RCB-M20X	/	55000	10	16.5	1760/1430	56000	9	40000	1800/1600	*
BOVA15 with BIVA15	BOVA-24RXB-M15S	BIVA-24RXB-M15X	/	24000	11	15.2	780/780	24000	9	20000	780/780	*
	BOVA-36RXB-M15S	BIVA-24RXB-M15X	/	24000	12	15.2	780/780	24000	9	20600	780/780	*
	BOVA-36RXB-M15S	BIVA-36RXB-M15X	/	34200	10	14.3	1160/1160	34600	8	25000	1160/1160	
	BOVA-60RXB-M15S	BIVA-36RXB-M15X	/	34600	11	14.6	1160/1160	35200	8	28400	1160/1160	
	BOVA-60RXB-M15S	BIVA-48RXB-M15X	/	46000	11	14.3	1470/1470	47000	8	38000	1470/1470	
	BOVA-60RXB-M15S	BIVA-60RXB-M15X	/	54000	10	14.3	1650/1650	56000	8	40500	1650/1650	
BOVA15 with 96% Gas Furnace	BOVA-24RXB-M15S	BMAC2430ABTA	BGH96M060B3C	23600	11	16.0	750/550	24000	9	17600	750/550	*
	BOVA-24RXB-M15S	BMAC2430ABTA	BGH96M080B3C	23600	10.6	16.0	750/550	24000	9	17600	750/550	*
	BOVA-24RXB-M15S	BMAC2430BBTA	BGH96M060B3C	24000	11	16.0	750/550	24000	9	17600	750/550	*
	BOVA-24RXB-M15S	BMAC2430BBTA	BGH96M080B3C	23600	10.6	16.0	750/550	24000	9	17600	750/550	*
	BOVA-36RXB-M15S	BMAC3036ABTA	BGH96M060B3C	32400	10.0	16.0	1100/800	34200	9	22800	1100/800	
	BOVA-36RXB-M15S	BMAC3036ABTA	BGH96M080B3C	32600	10.0	16.0	1100/800	34200	9	22800	1100/800	
	BOVA-36RXB-M15S	BMAC3036BBTA	BGH96M060B3C	33000	11	16.0	1100/800	34200	9	23000	1100/800	
	BOVA-36RXB-M15S	BMAC3036BBTA	BGH96M080B3C	32600	11	16.0	1100/800	34200	9	23000	1100/800	
	BOVA-36RXB-M15S	BMAC3036CBTA	BGH96M080C4C	32800	11	16.0	1100/800	34200	9	23000	1100/800	
	BOVA-36RXB-M15S	BMAC3036CBTA	BGH96M100C5C	32800	10.5	16.0	1100/1000	34200	9	23000	1100/1000	
	BOVA-36RXB-M15S	BMAC4248BBTA	BGH96M080B3C	33400	11	16.0	1100/800	34200	9	23000	1100/800	
	BOVA-36RXB-M15S	BMAC4248CBTA	BGH96M100C5C	33600	11	16.0	1150/1000	34200	9	23000	1150/1000	
	BOVA-60RXB-M15S	BMAC4248BBTA	BGH96M080B3C	43000	11	16.0	1300/900	44000	9	33000	1300/900	*
	BOVA-60RXB-M15S	BMAC4248CBTA	BGH96M080C4C	43000	11	16.0	1300/900	45000	9	33000	1300/900	*
	BOVA-60RXB-M15S	BMAC4248CBTA	BGH96M100C5C	44500	11	16.0	1350/1150	47000	9	34000	1350/1150	*
	BOVA-60RXB-M15S	BMAC4248DBTA	BGH96M100D5C	45500	11	16.0	1500/1150	47000	9	34200	1500/1150	*
	BOVA-60RXB-M15S	BMAC4248DBTA	BGH96M120D5C	45500	11	16.0	1500/1150	47000	9	34200	1500/1150	*
	BOVA-60RXB-M15S	BMAC4860CBTA	BGH96M100C5C	53000	10	16.0	1350/1150	53500	9	37500	1350/1150	
	BOVA-60RXB-M15S	BMAC4860DBTA	BGH96M100D5C	53500	10	16.0	1500/1150	54000	9	37600	1500/1150	
	BOVA-60RXB-M15S	BMAC4860DBTA	BGH96M120D5C	53500	10	16.0	1500/1150	54000	9	37600	1500/1150	

Table 35

¹ Energy Efficiency Ratio; Certified per AHRI 210/240

² Seasonal Energy Efficiency Ratio; Certified per AHRI 210/240

³ HSPF = Heating Seasonal Performance Factor; Certified per AHRI 210/240

⁴ Jumper cut or dip switch off

Items in **bold** boxes meet the requirements for ENERGY STAR v6.1

* Denotes combinations that meet ENERGY STAR v6.1 Cold Climate

7 Sound Data

Model	Mode	Sound Power Level [dB(A)]	Full Octave Linear Sound Power Level dB -Center Frequency -Hz									
			100	125	250	500	1000	2000	4000	8000	10000	
2 Ton	Low Cooling	59.0	42.8	26.5	34.4	49.4	44.5	43.1	47.7	40.6	42.7	Sound Blanket - Standard
	High Cooling	74.2	47.8	50.2	60.8	63.5	62.8	60.9	58.3	51.7	50.2	
	Low Heating	60.1	40.1	42.8	44.8	50.3	49.4	46.0	45.7	43.7	42.7	
	High Heating	74.9	48.9	49.2	52.5	54.0	52.7	50.9	48.0	43.7	50.3	
3 Ton	Low Cooling	60.6	42.7	43.5	44.8	49.9	49.4	41.9	45.7	44.5	45.7	
	High Cooling	76.0	51.0	54.4	60.9	65.0	65.6	62.0	61.2	54.3	51.6	
	Low Heating	60.4	40.3	42.5	43.5	49.4	48.6	47.1	47.7	43.6	43.2	
	High Heating	75.5	50.5	53.6	61.2	65.3	65.2	61.2	60.1	53.9	52.0	
5 Ton	Low Cooling	61.3	41.2	43.8	45.8	50.8	51.5	47.6	45.7	41.5	42.2	
	High Cooling	77.9	47.5	50.4	59.6	66.2	67.1	64.1	65.5	54.7	52.0	
	Low Heating	63.0	45.2	45.9	45.0	53.4	50.2	47.8	44.7	45.2	43.3	
	High Heating	78.3	51.1	52.3	59.0	66.4	67.1	65.6	64.8	57.2	53.8	

Table 36 IDS BOVA 15 Outdoor Unit Sound Power Level

8 Dimensions

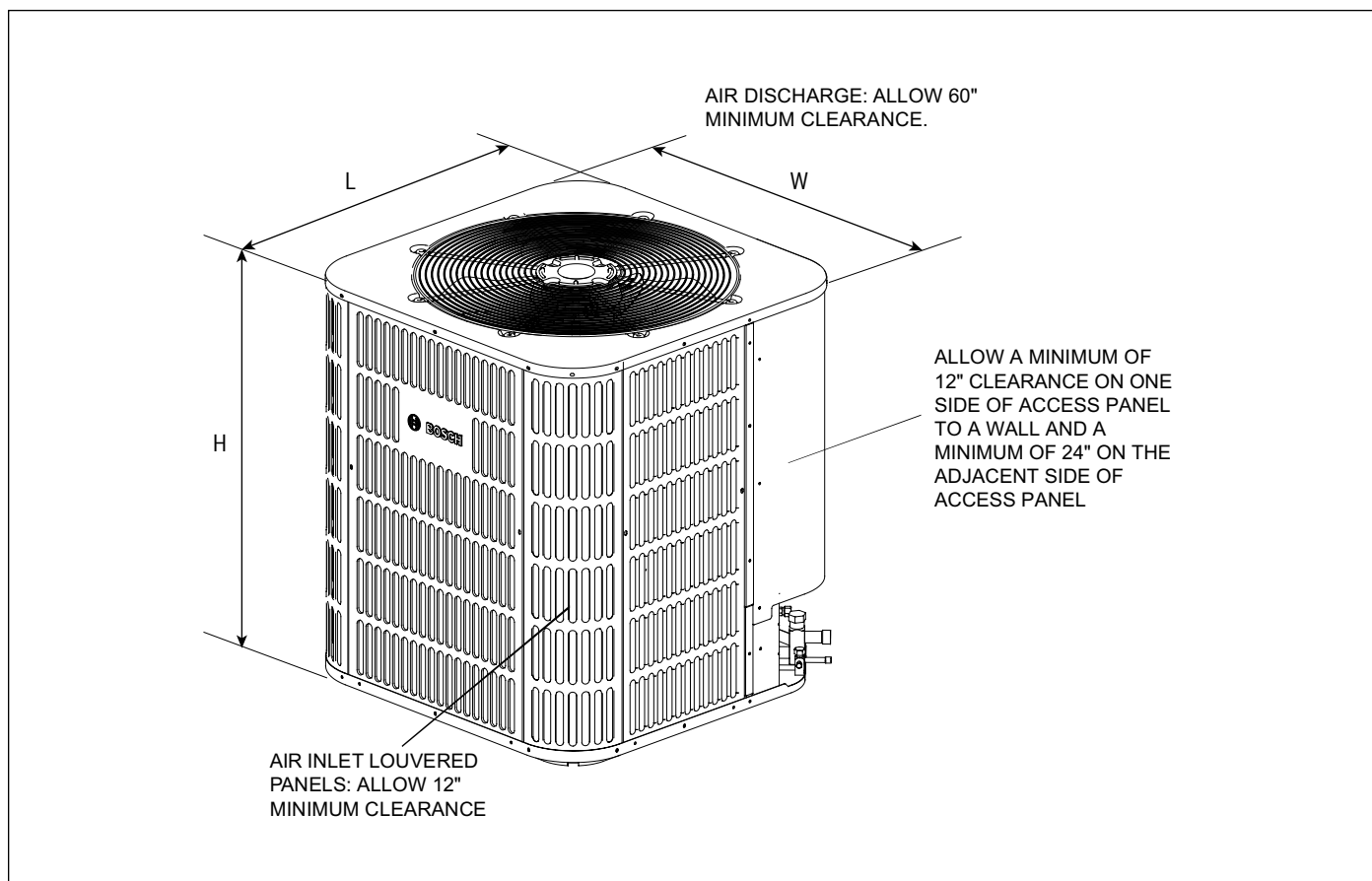


Figure 2

Model Size	Dimensions (Inches)		
	"H" in. [mm]	"W" in. [mm]	"L" in. [mm]
BOVA24-15	24-15/16 [633]	28 [711]	28 [711]
BOVA36-15	24-15/16 [633]	28 [711]	28 [711]
BOVA60-15	33-3/16 [843]	29-1/8 [740]	29-1/8 [740]

Table 37

Online Help Resources

Alternatively, please visit our Service & Support webpage to find FAQs, videos, service bulletins, and more; www.boschheatingcooling.com/service or use your cellphone to scan the code below.




Figure 3

NOTES:

**United States and Canada
Bosch Thermotechnology Corp.
65 Grove St.
Watertown, MA 02472**

**Tel: 800-283-3787
www.bosch-homecomfort.us**

BTC 762008305 B / 01.2025

**Bosch Thermotechnology Corp. reserves the right to
make changes without notice due to continuing
engineering and technological advances.**